

SDGs : Significance for Development Practice and Status in India

(1st F C of Probationers of Military Engineering Service in MCR HRD)



Ashok Kumar Jain
Principal Consultant,
NITI Aayog &
Former PCCF,
Govt. of Telangana
18 June 2019


Expanding the scope of MDGs

Integrating the economic,
social & environmental



17 Goals & 169 Targets

193 countries committed to
implement

SDGs:
New Goals
of Humanity



SDGs: Cross-cutting & Multi-dimensional

<div data-bbox="214 282 374 337">Social</div> <div data-bbox="614 268 1302 368">       </div> <ul style="list-style-type: none"> SDG 1 - No Poverty SDG 2 - Zero Hunger SDG 3 - Good Health and Well-Being SDG 4 - Quality Education SDG 5 - Gender Equality SDG 6 - Clean Water and Sanitation 	<div data-bbox="1314 282 1702 337">Environmental</div> <div data-bbox="1880 268 2339 368">     </div> <ul style="list-style-type: none"> SDG 12- Sustainable Consumption and Production SDG 13- Climate Action SDG 14- Life Below Water SDG 15- Life on Land
<div data-bbox="214 786 473 841">Economic</div> <div data-bbox="723 768 1302 868">      </div> <ul style="list-style-type: none"> SDG 7- Affordable and Clean Energy SDG 8- Decent Work and Economic Growth SDG 9- Industry, Innovation and Infrastructure SDG 10 - Reduced Inequalities SDG 11- Sustainable Cities and Communities 	<div data-bbox="1314 786 1829 915">Fostering Peace and Partnership</div> <div data-bbox="2109 768 2339 868">   </div> <ul style="list-style-type: none"> SDG16- Peace, Justice and Strong Institutions SDG 17- Partnerships for the Goals

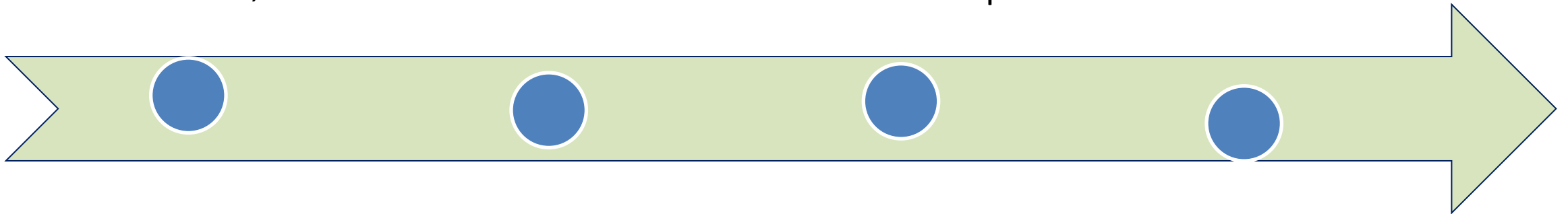
Shifts from MDGs to SDGs

Conclusiveness –

Fight to Finish: Zero Poverty, Hunger, preventable Child Deaths, Gender violence, etc.

Universality –

Applicable to all countries; developed ones more responsible



Comprehensiveness

- SDGs have fuller array of targets, better focus on causality & strategies

Inclusiveness

– Clear focus on 'leaving no one behind'

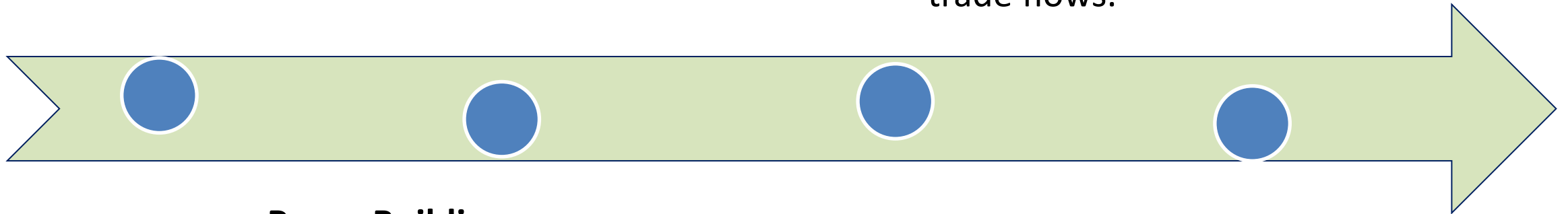
Shifts from MDGs to SDGs

Hunger distinct from Poverty – deeper analysis of factors of poverty & food security.

Financing SDGs – Sustainable economic development; ODA, international finance, technology & trade flows.

Peace Building – conflict resolution & peace building as enablers of growth & development

Measurability – monitoring, evaluation & accountability, and up-to-date & reliable data





Cooperative Federalism



Accepting the 14th Finance Commission Award, the Government of India devolved substantially greater financial resources to States and local governments to enable spending on local development priorities.



NITI Aayog has deepened the engagement of States and Union Territories in national policy making along with the Central Government.



NITI Aayog constituted Sub-Groups of Chief Ministers of States/UTs to address complex issues:

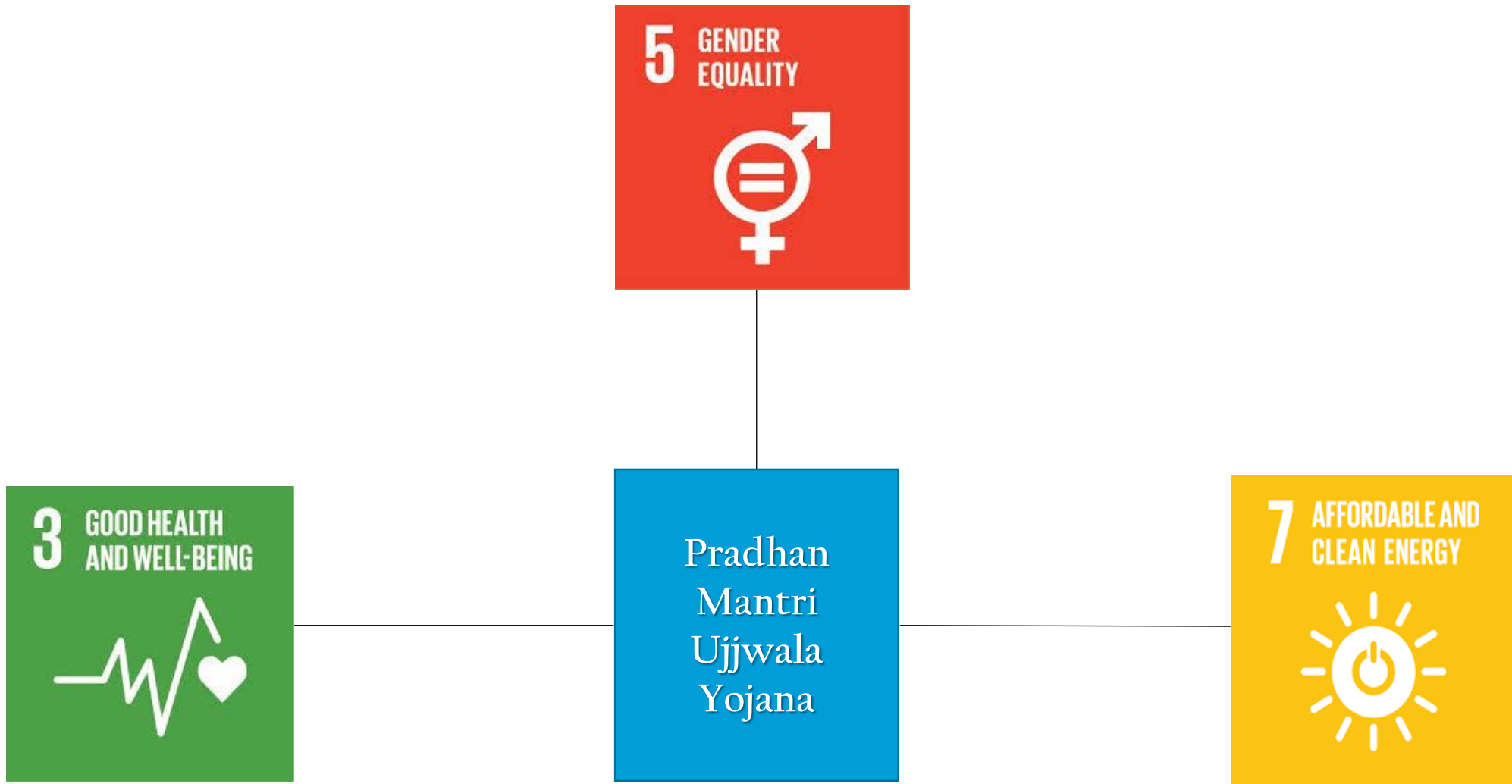
- i) Restructuring the Centrally Sponsored Schemes
- ii) Skill India
- iii) Swachh Bharat Mission
- iv) Digital Payment Systems
- v) Agriculture Sector & MGNREGS

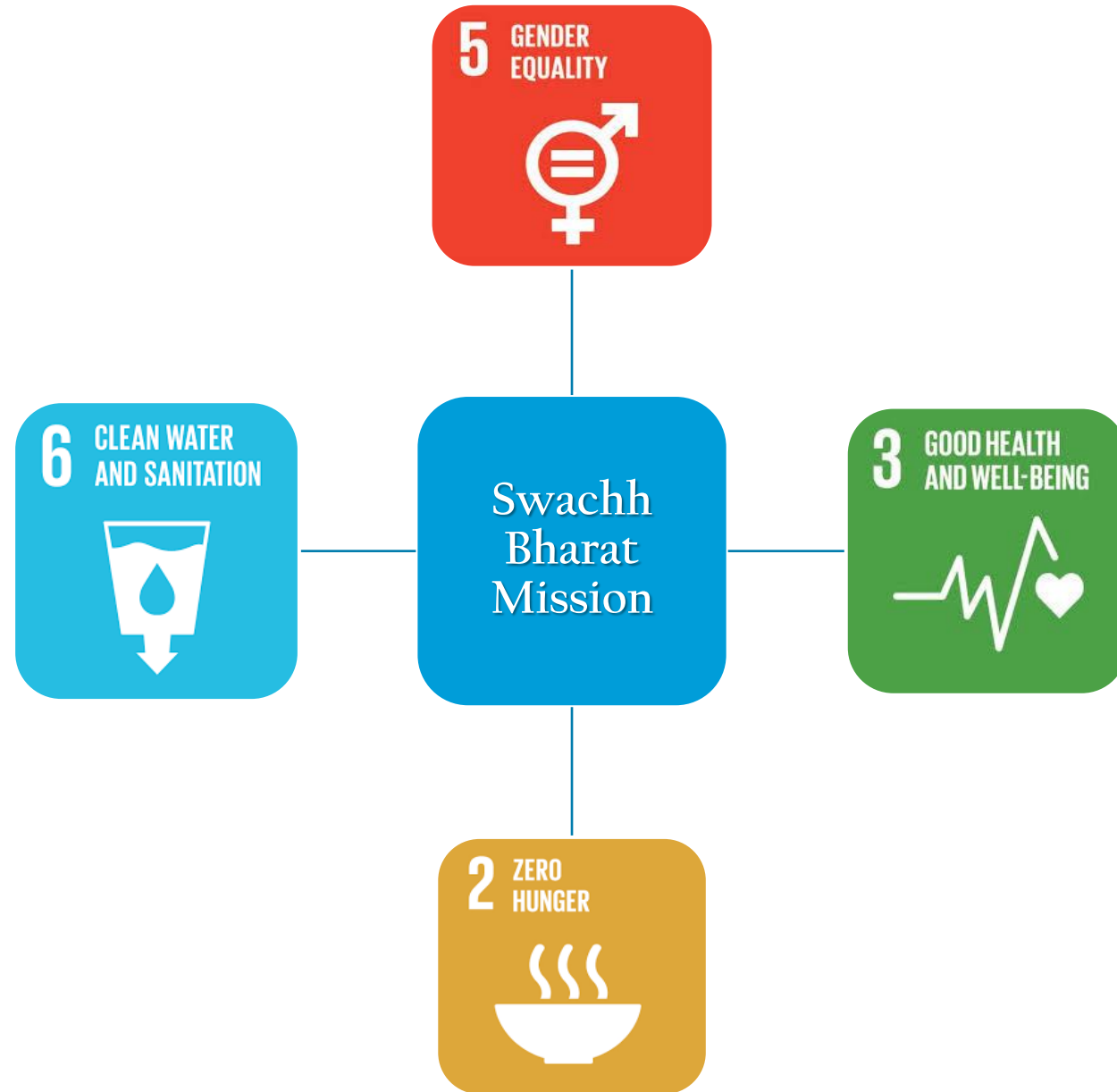
Programmes/Initiatives aligned with SDGs

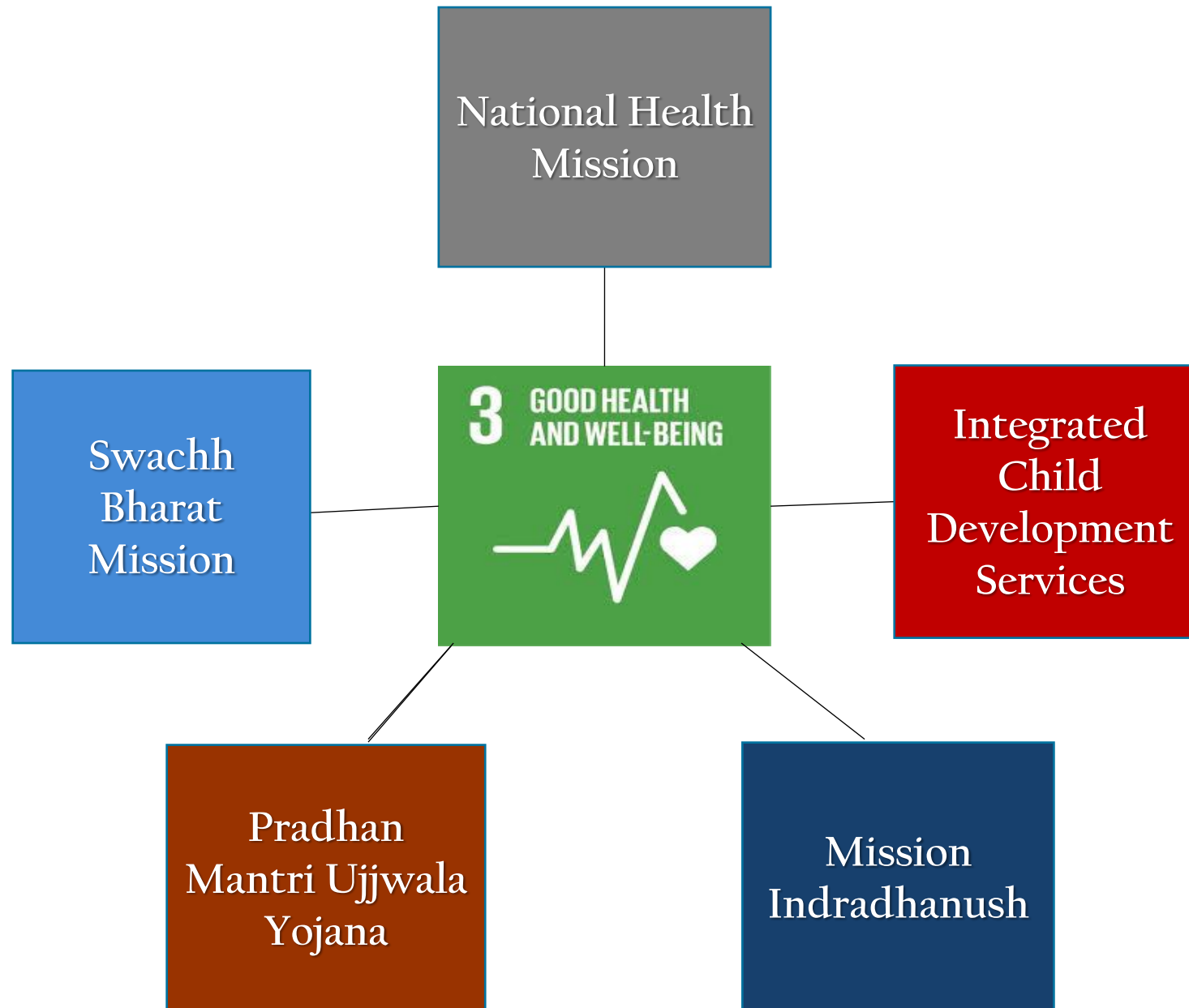
National

- Mahatma Gandhi National Rural Employment Guarantee Programme
- National Rural & Urban Livelihood Mission
- Pradhan Mantri Jan Dhan Yojana
- Soil Health Cards
- National Food Security Mission
- National Health Mission
- National Education Mission
- Beti Bachao Beti Padhao
- Swachh Bharat Mission
- National Rural Drinking Water Programme
- Pradhan Mantri Awas Yojana - Rural and Urban
- Pradhan Mantri Gram Sadak Yojana
- Pradhan Mantri Krishi Sinchai Yojana
- Pradhan Mantri Ujjwala Yojana
- National Mission for a Green India

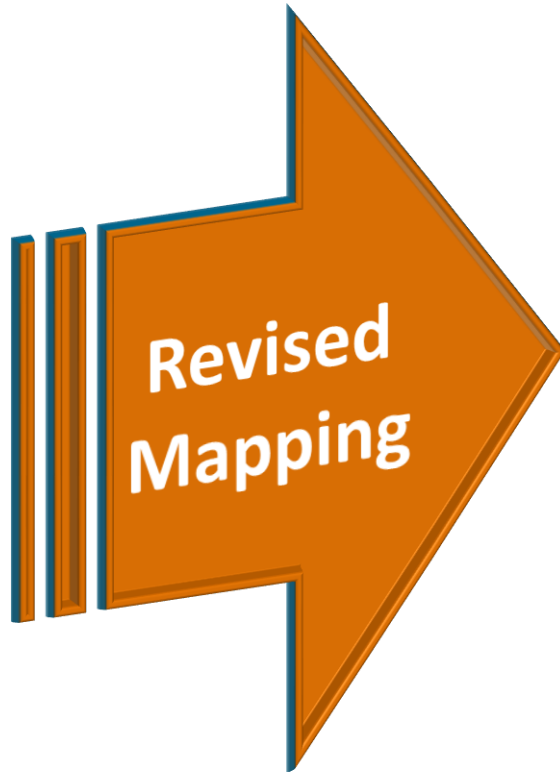
State Schemes/ Programmes







Mapping of Ministries & Programmes



**Maps Ministries,
Schemes/
Programmes**

- On SDGs & Related Targets

**Shows
interconnectedness
of SDGs/Targets**

- Across Ministries/Programmes

**Provides template
for:**

- Scanning budgets/expenditures
- Gap analysis of interventions

Sensitisation & Awareness Development

23 National Consultations in collaboration with UN & other partners

Regional Consultations on specific SDGs – SDG 9, 11, 14

Multi-Stakeholder Approach - Central Ministries, States/UTs, academia, CSOs & others

Systematic sensitization of Business/Industry sector

Focus shifted to – Localisation of SDGs

- Addressing contextual issues
- Diversifying communication strategies
- Linking to local action

National Consultation on SDG 5

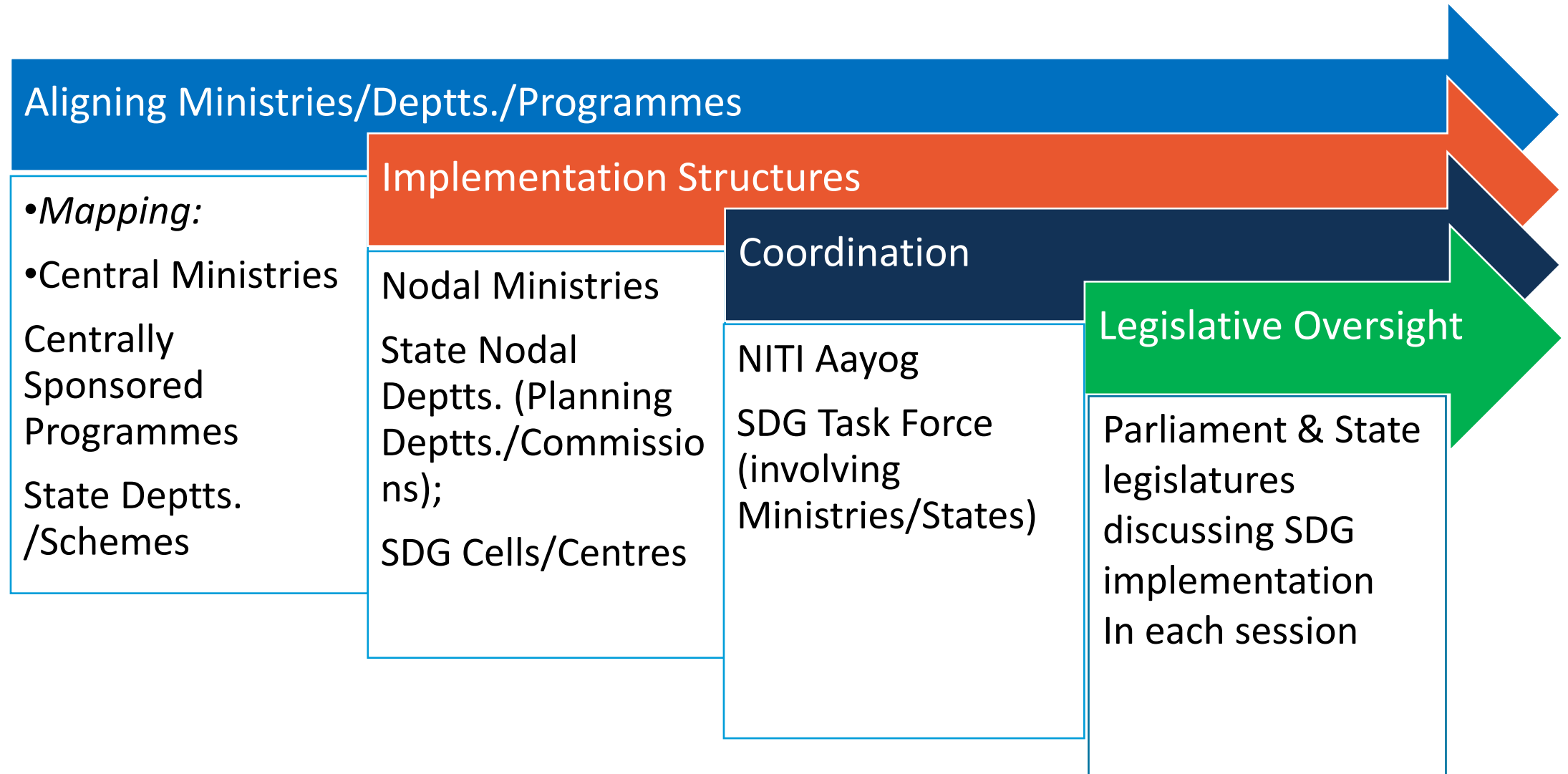


Regional Consultation on SDG 11, Guwahati

National Workshop on Localising SDGs



Integrating SDG Implementation



Parliament in Action



National Women Legislators' Conference (5-6 March, 2016) at New Delhi on strengthening women's role in nation building

A two-day BRICS Women Parliamentarian's Forum (August, 2016) at Jaipur adopted the 'Jaipur Declaration' calling for better access to new and affordable technologies

South Asian Speakers' Summit on the SDGs (February, 2017) at Indore led to the 'Indore Declaration' on eliminating poverty, gender inequality and addressing climate change

A Speaker's Research Initiative (SRI) with the Hon'ble Lok Sabha Speaker as mentor provides inputs and insights to Members of Parliament on SDGs

Towards Capacity Development



- Dissemination of Best Practices:
 - NITI Aayog has published a volume in 2016 showcasing selected cases from States .
 - Preparatory for 2nd volume focused on specific SDGs under progress
- Capacity development strategy and institutional arrangements at national/State level under preparation
- Institutional mapping for capacity development initiatives under progress

Voluntary National Review (VNR)



Countries present their
voluntary national
review (VNR)

UN High Level
Political Forum
(HLPF)

reviews progress on
SDGs every year

Year	Theme	Countries presenting VNR
2016	Ensuring that no one is left behind	23
2017	Eradicating poverty and promoting prosperity in a changing world	43
2018	Transformation towards sustainable and resilient societies	47

Voluntary National Review (VNR) India 2017



India presented its
Voluntary National
Review on
19th July, 2017
at the High Level
Political Forum (HLPF)
at the UN.



Focus:
SDGs 1 (No Poverty);
2 (Zero Hunger); 3
(Good Health & Well-
Being);
5 (Gender Equality);
9 (Industry,
Innovation &
Infrastructure), 14
(Life Below Water) &
17 (Partnerships for
the Goals).



The VNR drew upon
the progress
under various
programmes and
initiatives
in the States/UTs.

India's Nationally Determined Contributions

Under the NDC's, India has committed to reduce the emission intensity per unit of GDP by 33% to 35% by 2030 relative to its 2005 levels.

India plans to create an additional carbon sink of 2.5-3 billion tonnes through additional forest and tree cover.

India aims to achieve 40% of electric power installed capacity from non fossil fuel by 2030.

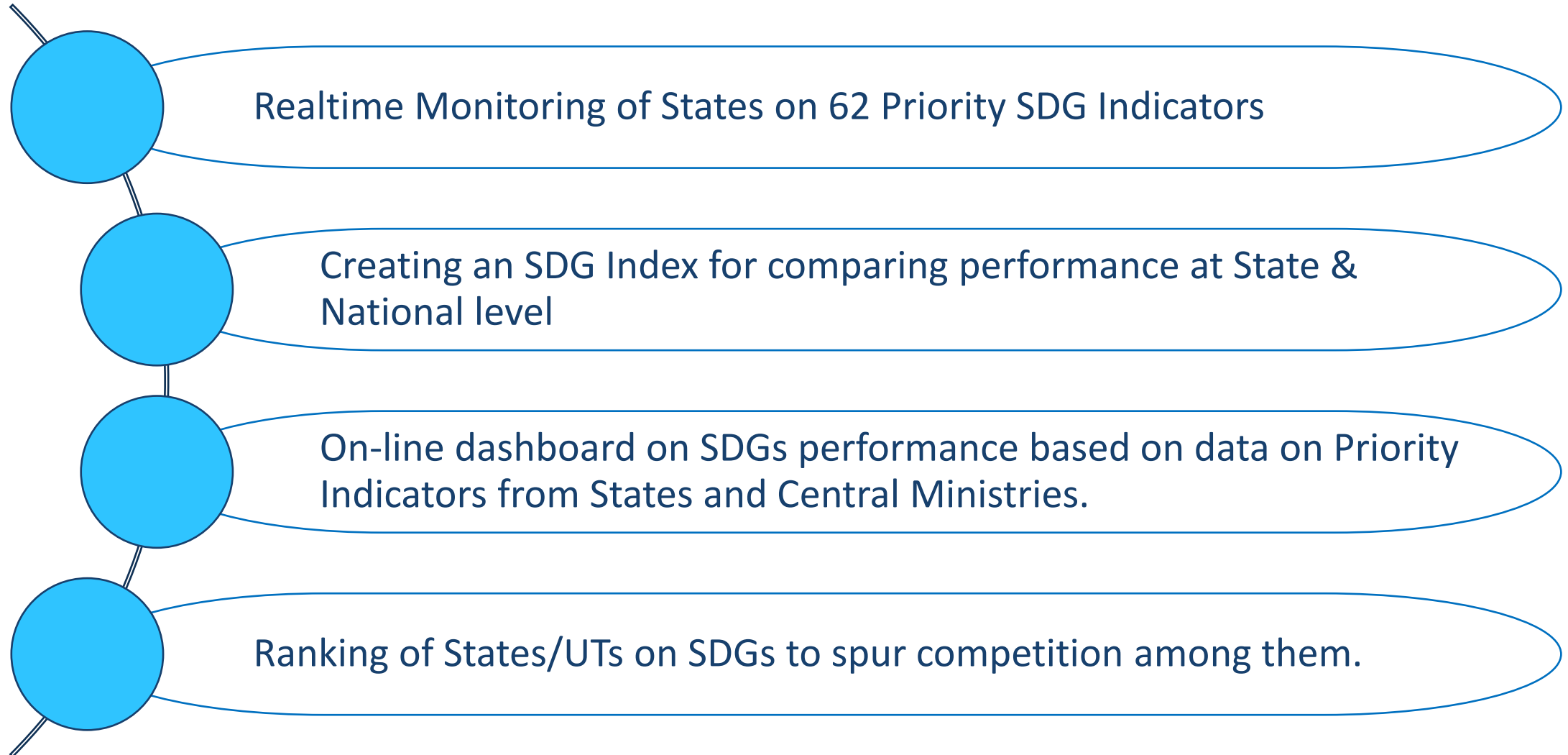
Outcome-based Monitoring



Outcome-based Monitoring & Reporting

- Rolling out of the national SDG Indicator Framework by MoSPI
- Quick monitoring by NITI Aayog through selected Priority Indicators & the SDG India Index
- Preparation of SDG Baseline by MoSPI
- Regular updates on SDG database
- Preparation of analytical reports on progress on SDGs at State & National level on an annual basis
- Voluntary National Review by NITI Aayog as a part of international review by the UN High Level Political Forum (HLPF)

NITI's Priority Indicators & SDG Index



SDG DASHBOARD



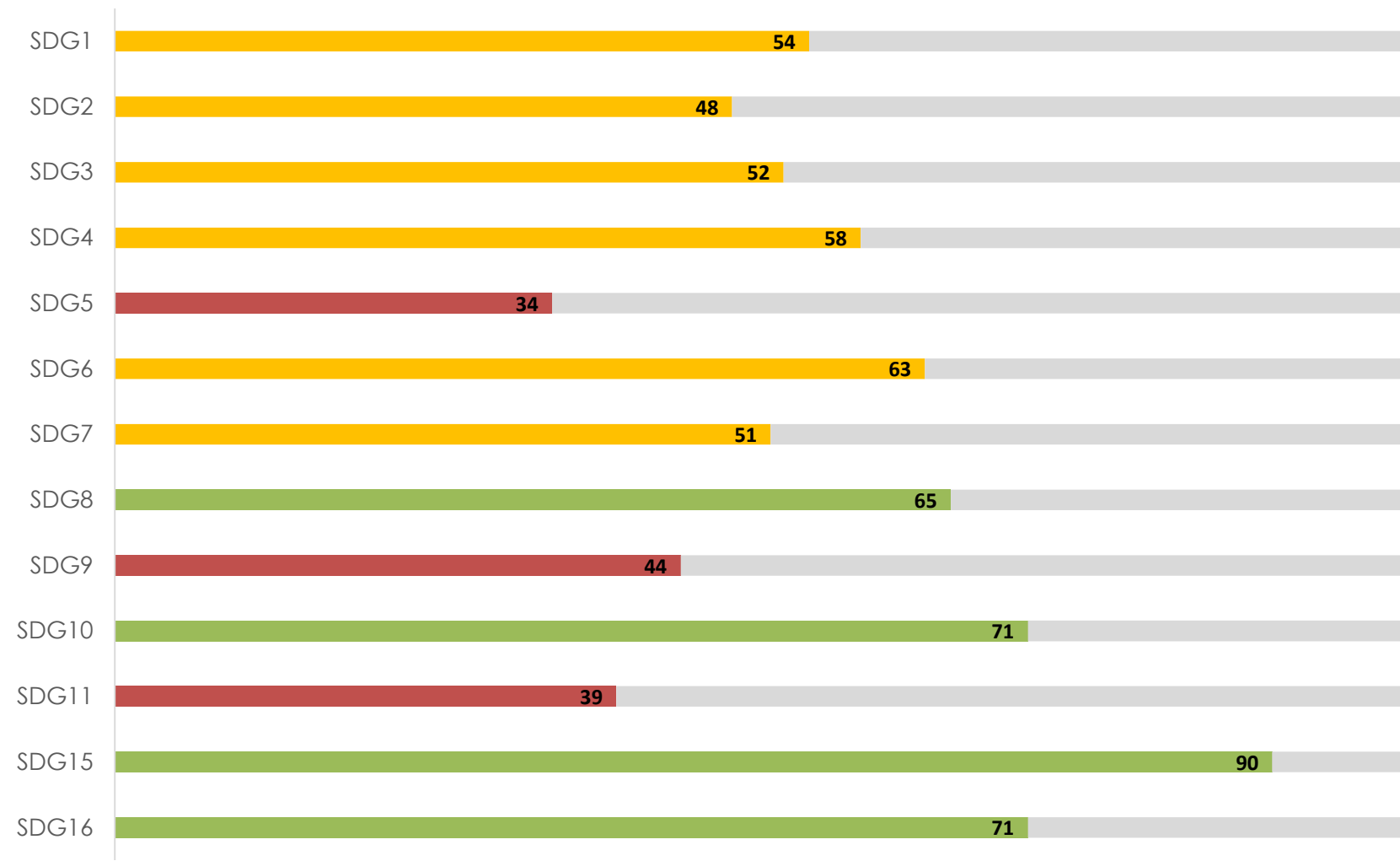
**SUSTAINABLE
DEVELOPMENT
GOALS**

[EXPLORE SDGs >](#)



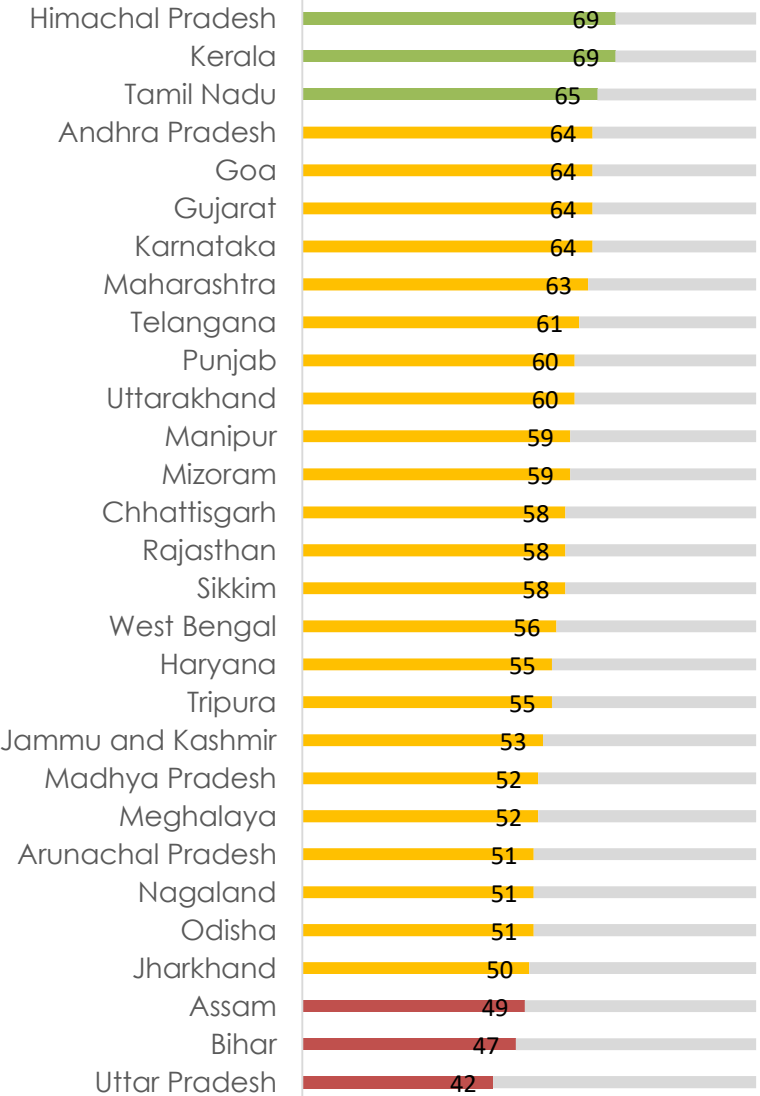
National Performance on SDGs

India's Index Score
for each SDG

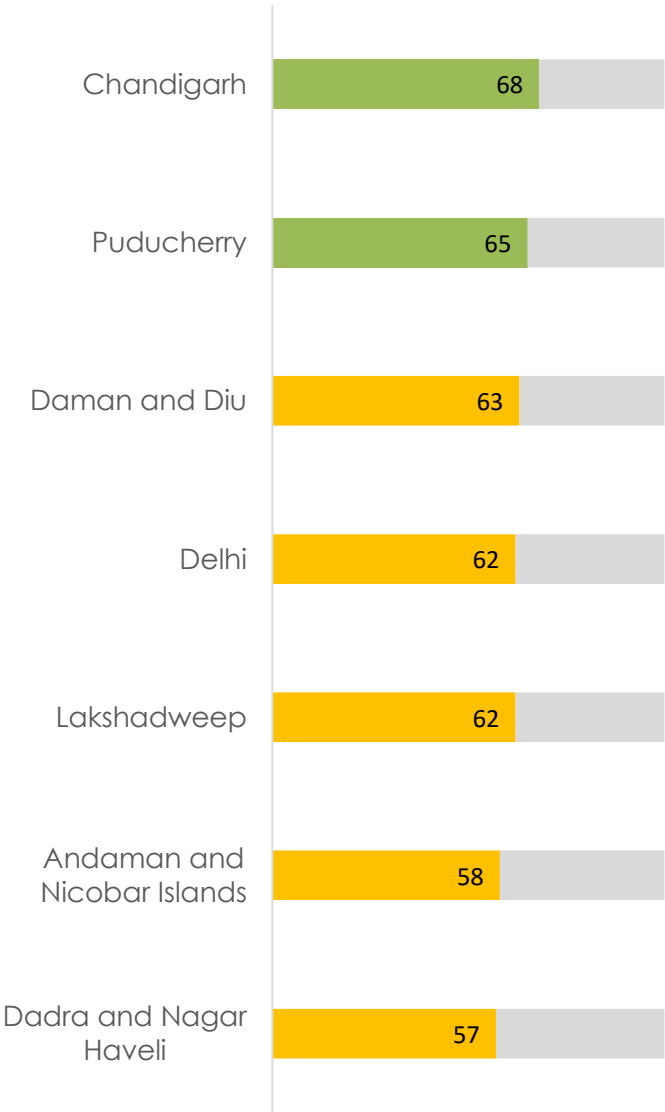






States' & UTs' Performance on the SDG Index

States



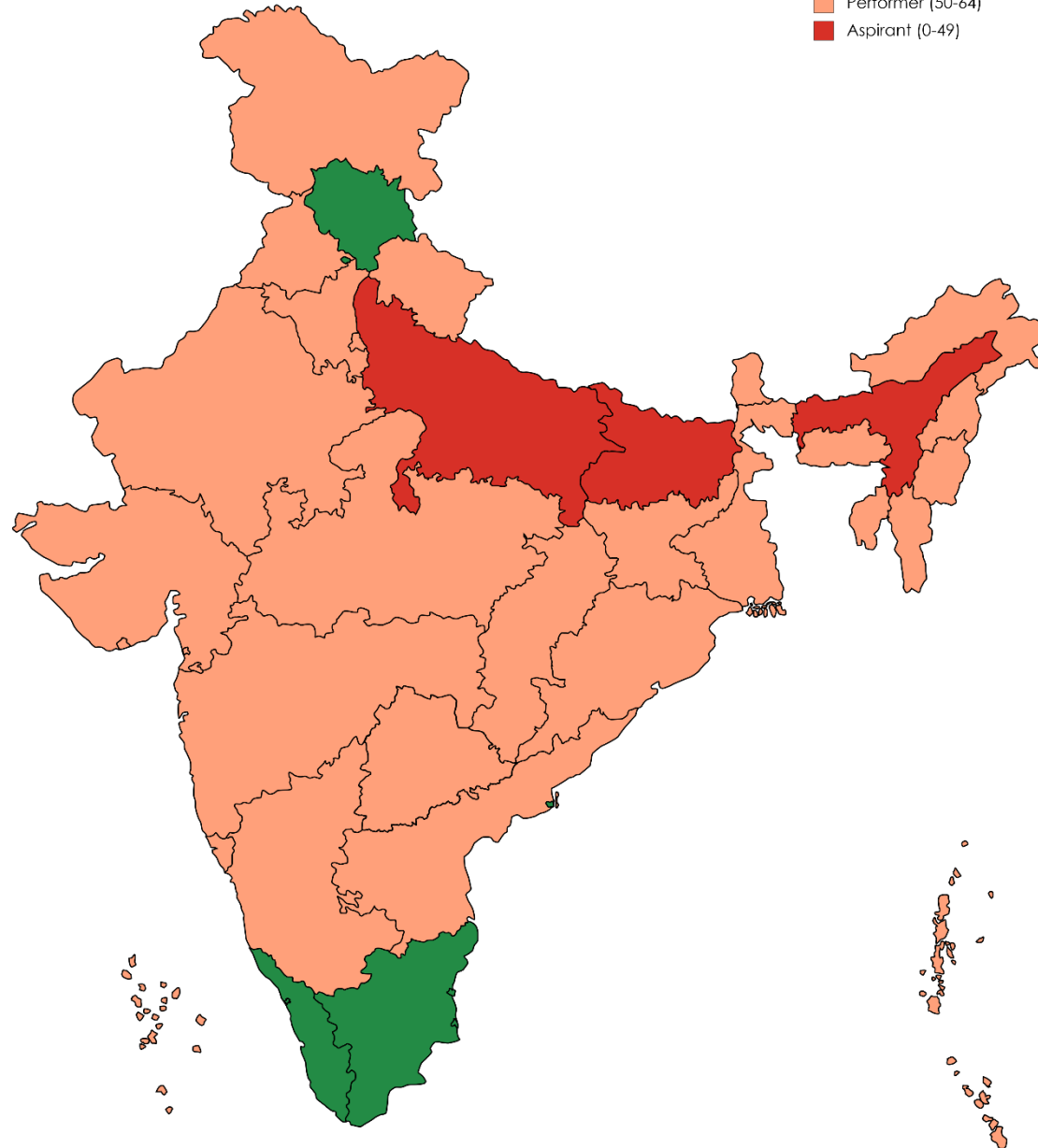
Union Territories



- 1. Achiever (100) 
- 2. Front Runner (65-99) 
- 3. Performer (50-64) 
- 4. Aspirant (0-49) 

States and UTs in the SDG Index

- Front Runner (65-99)
- Performer (50-64)
- Aspirant (0-49)



Performance of States & UTs on each SDG

	SDG1	SDG2	SDG3	SDG4	SDG5	SDG6	SDG7	SDG8	SDG9	SDG10	SDG11	SDG15	SDG16	All SDGs
Andhra	67	60	68	77	44	60	76	81	31	75	26	87	90	64
Arunachal	62	68	38	44	32	64	44	72	16	47	44	73	77	51
Assam	63	53	30	54	38	42	18	61	35	75	32	100	53	49
Bihar	45	39	40	30	24	31	67	58	38	82	43	50	50	48
Chhattisgarh	60	40	42	53	49	98	35	58	30	73	54	100	65	58
Goa	62	80	65	71	35	65	61	90	0	50	71	100	87	64
Gujarat	48	49	52	67	31	100	67	80	65	79	52	71	73	64
Haryana	60	53	57	65	31	80	50	72	50	56	30	43	78	55
Himachal	60	58	62	82	42	95	62	71	43	95	41	93	91	69
J & K	61	60	53	51	39	52	58	43	35	71	23	74	69	53
Jharkhand	37	35	40	58	32	61	20	52	47	72	52	90	64	50
Karnataka	52	54	69	78	43	62	77	72	57	68	36	86	74	64
Kerala	68	72	92	87	50	62	60	61	68	72	46	75	82	69
Madhya Pradesh	44	41	38	49	33	63	58	57	27	75	39	91	59	52
Maharashtra	47	47	60	74	43	81	69	74	53	76	34	80	82	64
Manipur	44	74	67	65	25	44	39	33	72	98	31	100	70	59
Meghalaya	68	43	52	38	35	40	11	62	42	100	39	94	53	52
Mizoram	71	69	53	54	43	67	78	65	0	100	32	69	71	59

Performance of States & UTs on each SDG

	SDG1	SDG2	SDG3	SDG4	SDG5	SDG6	SDG7	SDG8	SDG9	SDG10	SDG11	SDG15	SDG16	All SDGs
Nagaland	59	69	34	45	42	58	45	40	0	80	32	75	87	51
Odisha	59	40	54	46	43	40	23	53	32	78	34	100	55	51
Punjab	58	71	71	63	43	50	61	57	48	62	36	67	84	60
Rajasthan	59	45	49	73	37	43	63	57	62	79	45	68	81	58
Sikkim	64	67	52	47	50	78	47	57	1	67	50	98	66	58
Tamil Nadu	76	61	77	75	38	65	89	71	48	85	33	74	61	65
Telangana	52	53	73	65	43	55	63	75	18	100	44	83	66	61
Tripura	71	58	53	58	58	38	32	52	38	89	38	86	71	55
Uttar Pradesh	48	43	25	53	27	53	23	53	29	38	37	53	61	42
Uttarakhand	65	53	35	65	41	78	55	67	33	62	41	100	86	60
West Bengal	57	50	68	51	40	54	40	63	45	76	25	88	72	56
A & N Islands	57	38	60	69	58	71	56	60	0	69	64	84	72	58
Chandigarh	39	70	23	85	51	100	96	82	76	52	40	83	90	68
D & N Haveli	21	40	32	77	41	100	73	84	0	100	6	100	63	57
Daman & Diu	58	42	47	48	38	99	84	91	0	100	49	84	79	63
Delhi	30	72	47	58	37	62	51	86	100	80	39	77	68	62
Lakshadweep	43	47	64	62	35	100	60	60	0	100	Null	100	74	62
Puducherry	61	71	68	69	27	45	61	85	100	94	27	50	92	65
India	54	48	52	58	38	62	51	65	44	71	30	90	71	57

Implementation of SDGs in States and UTs



SDG Implementation Structures

All States and UTs - Planning Department or equivalent as nodal department.

Every State/UT - a special centre/unit/team to coordinate or technically support SDG implementation.

Several States set up nodal points in every department for coordination, data sharing & collaboration.

Nodal departments/structures/personnel for each SDG (Jharkhand, Karnataka & Kerala).

District structures (e.g. SDG cell, DPC, etc.) for coordination, data, etc. (Assam, Jharkhand, Kerala, Madhya Pradesh & Mizoram) .

High-level processes led by the Chief Minister or Chief Secretary for policy /monitoring (Andhra Pradesh, Jharkhand, Kerala, Mizoram, Odisha, etc.)

Mapping SDGs – Widening Compass



Almost all States have mapped out the departments, schemes/programmes according to SDGs.



Some of the mapping address only SDGs; others map both SDGs and Targets



Most UTs need to complete the mapping exercise.



Indicators, Data & Monitoring

States have identified SDG Indicators (AP, Assam, Gujarat, Haryana, Jharkhand, Karnataka, Kerala, Mizoram, Odisha and UP)

States developed or developing SDG monitoring framework (AP, Assam, Haryana, Jharkhand, Kerala & Mizoram - Real-time outcome monitoring in AP (ROMS).

States setting up SDG dashboards or willing to join the national dashboard.

Data management by Departments of Economics and Statistics – with external technical support in some cases.

Financing SDGs – Working Forward



Compiling & analysing initiatives by States on aligning their budgets with SDGs

Discussing with pioneering States (e.g. Assam, AP, Haryana, HP, etc.) on steps taken & emerging alternatives

Preparing actionable options by States taking into account their preparedness and experiences

Designing knowledge management initiatives based on experiences & good practices





MAKING A
DIFFERENCE
TOGETHER

Sensitize and integrate all stakeholders on the SDG agenda.

Facilitate convergence of schemes/programmes/departments on SDGs.

Focus your programmes on all relevant SDG Targets.

Partner with the private sector & other organizations for action on SDGs.

Create champions for SDGs in your own area of action/influence

