

OVERVIEW OF WELFARE SCHEMES

*Presentation by
M. Prashanti IAS*

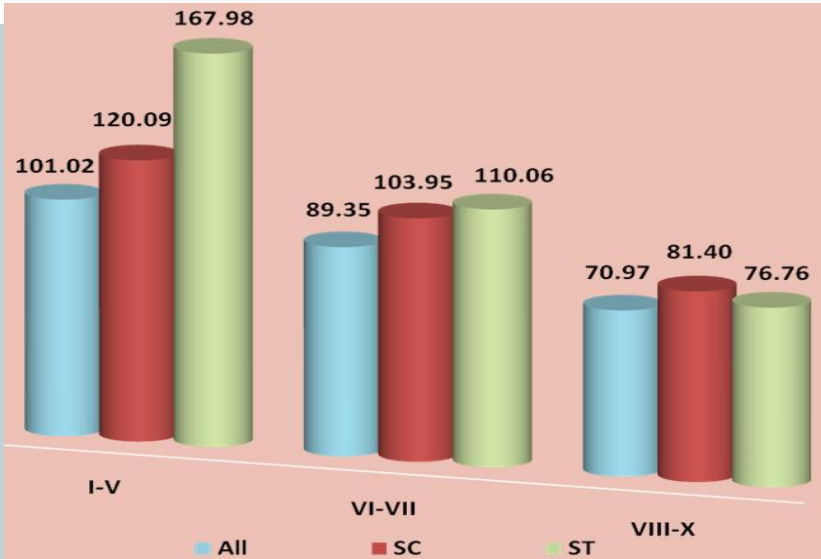
Presentation Overview

((2))

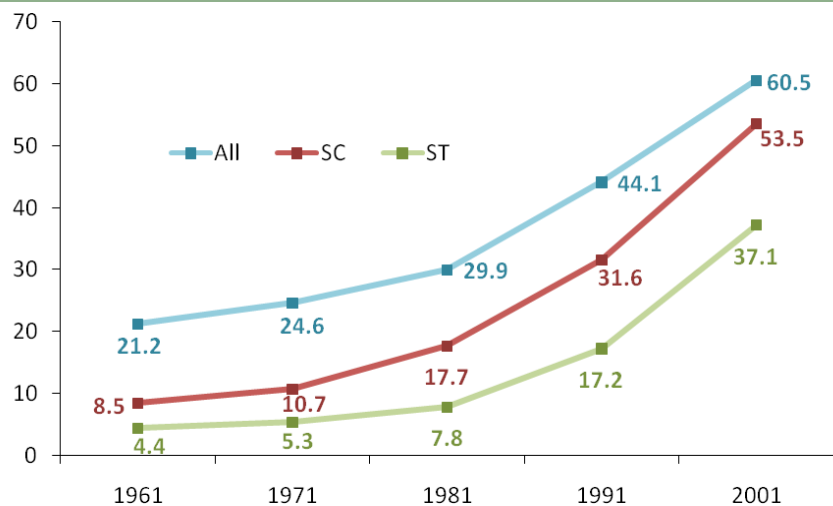
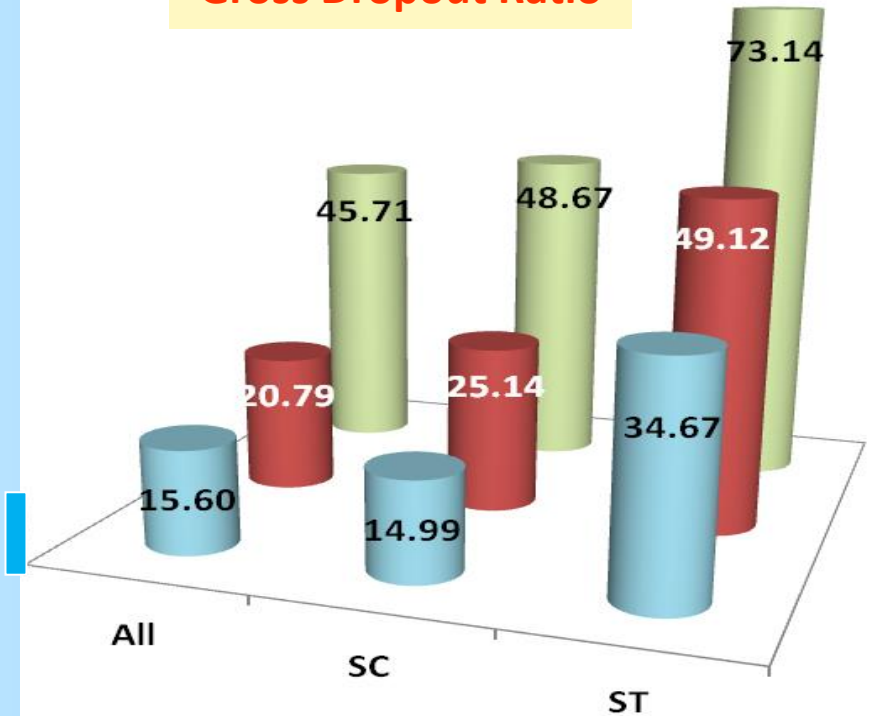
- ***Bridging the Gap through Welfare Schemes***
- ***Over view of the Welfare Departments***
- ***Specific Programs for the Welfare of the under privileged***
 - *Scholarships*
 - *Best Available School Scheme*
 - *Hyderabad Public School Scheme*
 - *Residential Schools*
 - *Social Welfare hostels*
 - *AP Study Circle*
 - *Inter- Caste Marriages*
 - *Back log Vacancies*
 - *Implementation of the Atrocity Act*
 - *Land based Development*
 - *Economic support through loans*

Education Statistics

3



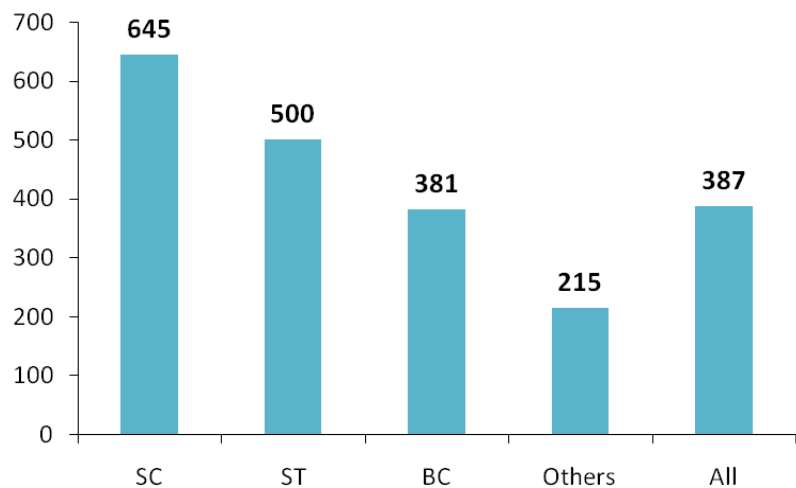
Gross Dropout Ratio



In Class I to X

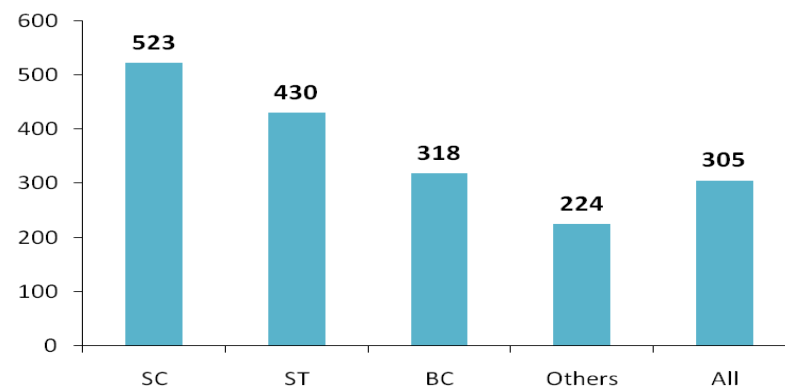
Per thousand distribution of population (social group wise) in below poverty line - 2004-05

4



MPCE class (Rs.)	Rural				
	ST	SC	BC	Others	All
0-235	146	46	31	10	39
235-270	92	61	28	10	36
270-320	145	102	78	45	80
320-365	119	112	99	51	92
365-410	110	121	91	65	92
410-433.43	33	58	54	34	48

MPCE class (Rs.)	Urban				
	ST	SC	BC	Others	All
0-335	117	34	31	22	30
335-355	73	46	43	52	48
355-485	244	230	133	78	130
485-563.16	89	120	111	72	97



Poverty reduction in XII Plan

(5)

Social Group	Absolute Number of Poor (Mill.)		
	1993-04	2004-05	2009-10
ST	2.94	3.26	1.61
SC	6.97	5.87	3.90
OBC		11.05	9.61
Others	20.96	3.65	2.74
Total	30.87	23.83	17.86

Number of Poor (Millions)				
Region	1993-94	2004-05	2009-10	Projected (2016-17)
Rural	24.0	18.7	13.8	8.1
Urban	6.8	5.1	4.1	2.5
Total	30.9	23.8	17.9	10.6

- About 18 million people in the state were poor in 2009-10: 4 million SC, 1.6 million ST.
- Projections are based on targeted GSDP growth rate and elasticity of 1.0
- Rural poverty ratio would decline to 12.6 % in 2017 from 22.8% in 2009
- Urban Poverty Ratio would decline from 17.7% to 10.3% in the same period.
- The absolute size of poverty would be 10.6 millions in 2017 as against 17.9 million in 2009-10 and 23.8 million in 2004-05
- In 2017, 8.1 million in rural and 2.5 in Urban would be poor

Bridging the Gap

6

***A.P. SCHEDULED CASTES SUB PLAN
AND TRIBAL SUB PLAN***

***(PLANNING , ALLOCATION AND UTILISATION OF FINANCIAL
RESOURCES) BILL 2012***

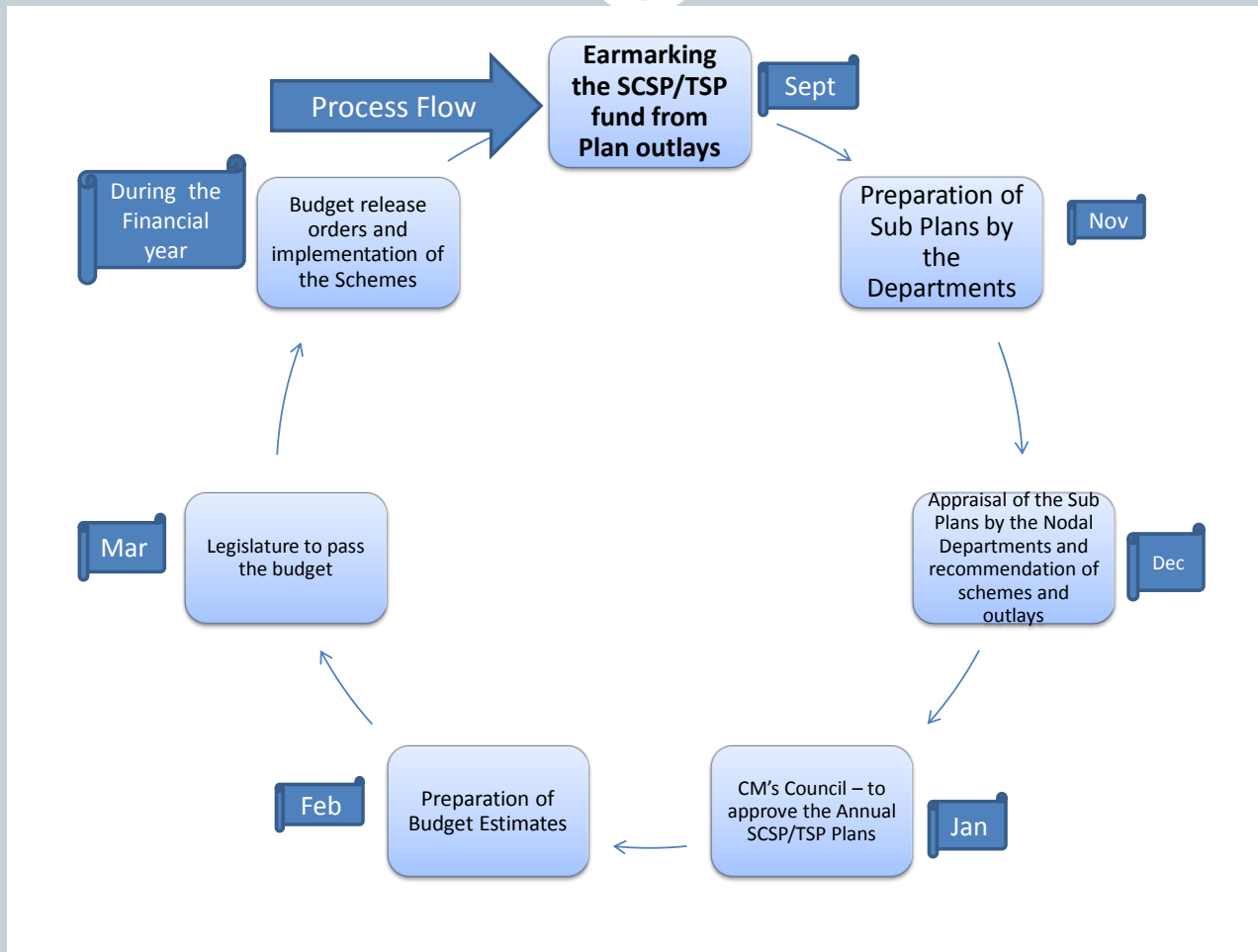
A.P. Scheduled Castes Sub Plan and Tribal Sub Plan (Planning , Allocation and Utilisation of Financial Resources) bill 2012

((7))

- *A.P is the first state to launch the initiative*
- *Provides a legal framework for SCSP/TSP*
- *Statutory earmarking of funds prior to the budget formulation*
- *Creation of the Nodal Agency and the State Council*
- *Clearly demarcates expenditures under SCSP/TSP*
- *Formulation of SCSP/TSP schemes by departments to be approved by Nodal Agency and State Council*
- *Annual report on the SCSP/TSP to be placed on the floor of the legislature*

SCSP fund Flow

8



Key Action under SCSP

(9)

- 1. Earmarking of tentative SCSP/TSP outlay in proportion to population of 16.2% & 6.6 % respectively (Sec.3)*
- 2. Communicating the tentative plan outlay earmarked as SCSP/TSP by the Planning Department(to be designated) departments to other departments for preparation of respective department wise SCSP/TSP (Sec.4)*
- 3. The departments Sub-Plans shall include such schemes that secure direct quantifiable benefits to*
 - SC/ST individuals or*
 - SC/ST house holds or*
 - SC/ST habitations or Tribal areas and*
 - that have the potential to bridge the gaps in development (Sec.5)**these schemes should be consistent with the Annual Plans and Five Year Plans and priorities of the State.*
- 4. Gaps in development indicators of SCs/STs when compared to State average to be communicated as prepared by the CESS particularly relating to human and economic development*

Key Action under SCSP

(10)

- 5. Social Welfare/Tribal Welfare departments as Nodal Agency Convenor have to obtain the department wise SCSP/TSP*
- 6. To promote equity in development among various social groups within SC/ST and focus on development of backward SC/ST habitations (Sec.6)*
- 7. Nodal agency shall take up appraisal of the department wise SCSP/TSP scheme wise proposals for ensuring conformity, recommend those proposals fulfilling the conditions, for inclusion in the Annual Plans and placing before the State Council of Development for SCs/STs for consideration and approval (Sec. 10 & 12)*
- 8. The State Council shall meet and approve the above SCSP/TSP proposals Budget allocations, issue of BROs (Sec. 13 to 15)*
- 9. Strengthening of Finance department by providing one Secretary in Finance department (Sec.13)*
- 10. Strengthening of State Council by establishing a Sub-Plan Support Unit in Planning department*
- 11. Strengthening of Nodal departments (SW/TW) by establishing an Administrative and Technical Support Unit (ATSU) and a Sub-Plan Research Centre for SCs at CESS and for STs at TCR & TI*

Annual Plan Outlay

((11))

- *Annual Plan Outlay (2012-13) : Rs.48,935 Cr*
- *SCSP outlay (16.2%) : Rs.7927.27 Cr*
- *TSP outlay (6.6%) : Rs.3229.71 Cr*

Year wise Outlays and expenditures & unspent balances under Scheduled Castes Sub-Plan and Tribal Sub-Plan from 2007-08 onwards

((12))

(Rs.in Crores)

Sl. No.	Year	Total Plan Outlay	Expendi-ture	As per guidelines mandatory expenditure	Total expenditure under SCSP/TSP	Excess expr./ Un-spent balance (Col.5-Col.6)
1	2007-08	30500	27171	4402	3830	572
2	2008-09	44000	30618	4960	3693	1267
3	2009-10	33497	29391	4761	2923	1838
4	2010-11	36800	31576	5115	3745	1371
5	2011-12	43000	39265	6361	5164	1197
	Total (SCSP)	187797	158021	25599	19354	6245
1	2007-08	30500	27171	1793	2453	-660
2	2008-09	44000	30618	2021	1636	385
3	2009-10	33497	29391	1940	1536	404
4	2010-11	36800	31576	2084	1591	493
5	2011-12	43000	39265	2591	2228	363
	Total (TSP)	187797	158021	10429	9444	985

Department Wise Expenditure Under SCSP during 2011-12 and Shortfall

Department	Total Exp.	Exp. Supposed to be incurred under SCSP	Actual Exp. Incurred under SCSP	Shortfall	% of SCSP Exp. (Rs.in Crores)
Irrigation	11389	1845	474	1371	4.16
Rural Development	5028	815	1099	-284	21.86
Roads	2016	327	68	259	3.37
Agriculture and Allied	3001	486	455	31	15.16
Industries & Minerals	334	54	32	22	9.58
Transco	1475	239	244	-5	16.54
General Economic Services	988	160	132	28	13.36
Total Economic Services	24298	3936	2506	1430	10.31
Urban Development	2807	455	351	104	12.50
Social Welfare, SC/ST/BC/Minorities	4062	658	933	-275	22.97
Housing	1761	285	297	-12	16.87
General Education	2559	415	395	20	15.44
Medical & Public Health	1643	266	294	-28	17.89
Water Supply & Sanitation	579	94	87	7	15.03
Technical Education	454	74	72	2	15.86
Nutrition	437	71	192	-121	43.94
Social Security & Welfare	166	27	13	14	7.83
Total Social Services	14772	2393	2657	-264	17.99
Total General Services	195	32	0.58	31	0.30
Grand Total	39265	6361	5164	1197	13.15

Planned Priorities

(14)

Priorities—

- *SW/TW Department budget*
- *Education infrastructure improvement works and tendering*
- *RD(SERP), SC Corpn, LIDCAP, self employment Budget*
- *Minor irrigation, land purchase and Indira Jala Prabha for individual families*
- *Housing support, extra resources, to the ongoing programme*
- *Habitat improvement to existing colonies*
- *Drinking water*
- *Road infrastructure in Tribal areas*
- *Special projects to eradicate manual scavenging, Practice of Jogin' s any other priority projects to cover equity issues*
- *And other saturation programmes of the Govt.*
- *New campaign to be launched in SC and ST Habitations*

Social Welfare Department

((15))

HEADS OF DEPARTMENT

Administration of the Social Welfare Department

(16)

Minister Social Welfare

Principal Secretary Social Welfare

Commissioner Social Welfare

Secretary Residential Schools

M.D SC Finance Corporation

Social Welfare Department

17

1 Commissioner Social Welfare

1. *Post Matric Scholarships*
2. *Best Available Schools*
3. *Hostels*
4. *Orphanages*
5. *Study Circles*
6. *Back log vacancies*
7. *Rule of Reservations*
8. *Bonded Labor*
9. *Atrocity Cases & PCR Act*
10. *Inter-Caste Marriages*
11. *Stipends to Advocates*

2 AP Social Welfare Residential Educational Institutions Society

1. *Residential Schools*
 - *Boys*
 - *Girls*
2. *KGBV Schools*

3 A.P. SC Finance Corporation

1. *Economic benefit Assistance through banks*
2. *Convergence Schemes*
3. *Land Purchase Scheme*

***Specific Programs for the Welfare of
Scheduled Castes in AP***

((18))

SCHOLARSHIPS

POST-MATRIC

PRE-MATRIC

Online sanction of Post Matric Scholarships

19

- **AP pioneer in implementation of online disbursement of scholarships**
- **Scheme made totally Online** from 2010-11 from the point of submission of applications to disbursement of scholarship amount to the students and colleges accounts.
- *user-friendly and realtime.*
- *Payments to bank Accounts*
- *Transparent Process for colleges, students, departments*
- *unique identity based on SSC registration No.*

Year	Budget released	Expenditure incurred	No. of students covered
2003-2004	169.35	169.35	276880
2004-2005	225.71	225.71	346495
2005-2006	158.00	158.00	377529
2006-2007	310.93	310.93	421274
2007-2008	450.61	450.61	459700
2008-2009	420.47	420.47	523985
2009-2010	454.56	416.55	567440
2010-2011	887.65	763.13	576649
2011-2012	935.23	675.62	580773
2012-2013	570.77	405.10	584435

Full fee reimbursed to SCs for Post-Matric Courses

20

- 5.80 lakh SC students were covered during the year 2011-12 with a budget of Rs.705 Crores.
- Supreme Court of India and High Court recently gave judgement to fix uniform fees for free and management seats – The state Govt. took a decision to reimburse full fee in respect of SC, STs.
- Full fee reimbursed for SCs pursuing professional courses selected under Govt. / Convenor quota as follows:

Course	Fee reimbursed
MBBS (Cat-B)	Rs.2,40,000/-
MD	Rs.2,90,000/-
M.Pharm	Rs.1,10,000/-
Pharm-D	Rs.68,000/-
M.Tech	Rs.57,000/-
B.Tech	Rs.35,000/- to Rs.1,05,000/-
MBA/MCA	Rs.27,000/- to Rs.88,000
BDS (Cat-B)	Rs.1,30,000/-
B.Ed	Rs.16,500/-

Comparative statement of SC students availing Post Matric Scholarships in Professional Courses- Year wise and Course Wise

(21)

<i>Trend of the most Popular Courses in AP among SC's</i>				
Course	SC Count			
	2009-10	2010-11	2011-12	2012-13
B.E./B.Tech	47069	55426	63013	65052
M.B.A.	9313	12568	12153	11515
B.Pharmacy	6378	8785	10186	11068
M.E./M.Tech	1848	2313	3213	4471
M.B.B.S	1600	1774	1923	1867
M.Pharmacy	218	379	999	1842
M.C.A	6121	4384	2136	1382
B.Sc. (Agr.)	186	255	314	346
B.F.A	204	74	77	243
M.D.	35	52	67	66

Group Name	Boys		Girls	
	No.	Amt.	No.	Amt.
Group One (Professional)	57,337	24,149	26,285	11,273
Group Two (PG and Ph.D)	27,361	7,917	38,797	12,152
Group Three (Degree)	80,185	7,910	62,737	6,429
Group Four (Inter and Others)	1,65,585	11,821	1,22,514	7,906
Total	3,30,468	51,797	2,50,333	37,760

SC Sub-Caste wise Scholarship Report-2011-12

((22))

SC Sub-Caste Wise Scholarship Report
Academic Year 2011-12

	Sub-Caste	Boys	Girls	Total		Sub-Caste	Boys	Girls	Total
	Total	250545	330443	580988					
1	Madiga	104303	142134	246437	41	Muchi	49	67	116
2	Mala	105238	132866	238104	42	Madasi	45	55	100
3	Madiga ;masthee	11493	16602	28095	43	Masthi	26	68	94
4	Adi drawida	4934	7002	11936	44	Bavuri	43	45	88
5	Dalit Christian	6147	5582	11729	45	Sindhollu	30	53	83
6	Netkani	3199	4267	7466	46	Mala nethkani	26	53	79
7	Mala hannai	2839	4077	6916	47	Samban	25	53	78
8	Mala masti	2419	3275	5694	48	Mala sale	23	42	65
9	Relli	1344	1908	3252	49	Paky	30	34	64
10	Mala jangam	1065	1372	2437	50	Godagalli	28	35	63
11	Adi andhra	933	1072	2005	51	Holeya	26	31	57
12	Buda jangam	423	1278	1701	52	Anamuk	19	35	54
13	Mahar	619	854	1473	53	Chamar	20	32	52
14	Mochi	654	718	1372	54	Godari	20	27	47
15	Paidi pano	533	807	1340	55	Jaggali	12	30	42
16	Beda(Budga). jangam	301	702	1003	56	Chachandi	20	19	39
17	Mala dasari	322	518	840	57	Mathangi	19	20	39
18	Goshagi	319	452	771	58	Bagata	17	21	38
19	Bindla	336	406	742	59	Chambhar	15	16	31
20	Arya mala	214	312	526	60	Kollpulavandlu	17	14	31
21	Arwa mala	261	262	523	61	Chachati	11	18	29
22	Aarundhatiya	195	285	480	62	Manag garodi	11	17	28
23	Mala dasu	184	274	458	63	Chalavadi	9	17	26
24	Mitha ayyalwar	155	225	380	64	Bariki	8	17	25
25	Holeya dassari	109	261	370	65	Ghasihaddirelli	10	14	24
26	Mala sanyasi	140	199	339	66	Valluvan	10	13	23
27	Methar	164	168	332	67	Ellamalwar	10	10	20
28	Mang	118	212	330	68	Thoti	6	12	18
29	Jambluvllu	129	188	317	69	Pambada	8	9	17
30	Madiga dasu	124	193	317	70	Chandla	4	10	14
31	Madari kuruva	107	177	284	71	Mundsala	7	5	12
32	Manne	98	140	238	72	Moati	5	5	10
33	Dhor	93	105	198	73	Yatala	4	6	10
34	Samgara	82	89	171	74	Y.wandlu	4	6	10
35	Byagara	51	106	157	75	Panchama	3	6	9
36	Dombara	72	82	154	76	Dakkalwar	2	6	8
37	Pamidi	50	96	146	77	Sapru	2	5	7
38	Chindollu	49	95	144	78	Dorn	0	5	5
39	Dandasi	56	72	128	79	Parish	3	0	3
40	Dakkal	45	79	124	80	Pambanda	1	0	1

Pre –Matric Scholarships

Prematric Scholarships for Class IX and X


Registration Online

Aadhar number a must

Bank account a must

Nearly 4.00 lakh students

Aadhar based authenticated payments through micro ATM - roll out in the process


Rajiv Vidya Deewana
 Govt. of Andhra Pradesh

Rajiv Vidya Deewana
Pre-Matric Scholarship Application Form (2012-13)
for SC Day Scholar Students

Student Particulars

Student Name : <input type="text"/>	
Father's Name : <input type="text"/>	Mother's Name : <input type="text"/>
Gender : <input type="radio"/> MALE <input type="radio"/> FEMALE	Date Of Birth : <input type="text"/> <small>DD/MM/YY</small>
Ration Card No. : <input type="text"/>	Aadhar No. If available : <input type="text"/>
EID : <input type="text"/>	
Caste Category : <input type="text" value="SC"/>	Sub Caste : <input type="text" value="--Select--"/>

School Particulars

School District : <input type="text" value="--Select--"/>	School Mandal : <input type="text" value="--Select Mandal"/>
School : <input type="text" value="--Select School"/>	
Class : <input type="text" value="--Select Class"/>	

Student Bank Account Details

Bank District : <input type="text" value="--Select--"/>	Bank Name : <input type="text" value="--Select--"/>
Branch Name & IFSC Code : <input type="text"/>	
Student Bank Account No. : <input type="text"/>	

Address

Country : <input type="text" value="India"/>	State : <input type="text" value="Andhra Pradesh"/>
District : <input type="text" value="--Select--"/>	Mandal : <input type="text" value="--Select--"/>
Village : <input type="text" value="--Select--"/>	Gate No. : <input type="text"/>
Building : <input type="text"/>	Street : <input type="text"/>
Land Mark : <input type="text"/>	Locality : <input type="text"/>
PIN Code : <input type="text"/>	
Mobile No. : <input type="text"/>	Mobile No. Belongs to : <input type="text" value="--SELECT--"/>

Income Certificate Details

MEE SEVA No. : <input type="text"/>	Get Details
Applicant Name : *	Father Name : *
District : *	Mandal : *
MRO Name : *	Total Income : *

Caste Certificate Details

MEE SEVA No.(Caste Certificate) : <input type="text"/>	Get Details
Applicant Name : *	Father Name : *
District : *	Mandal : *
MRO Name : *	Caste : *

Specific Programs for the Welfare of Scheduled Castes in AP

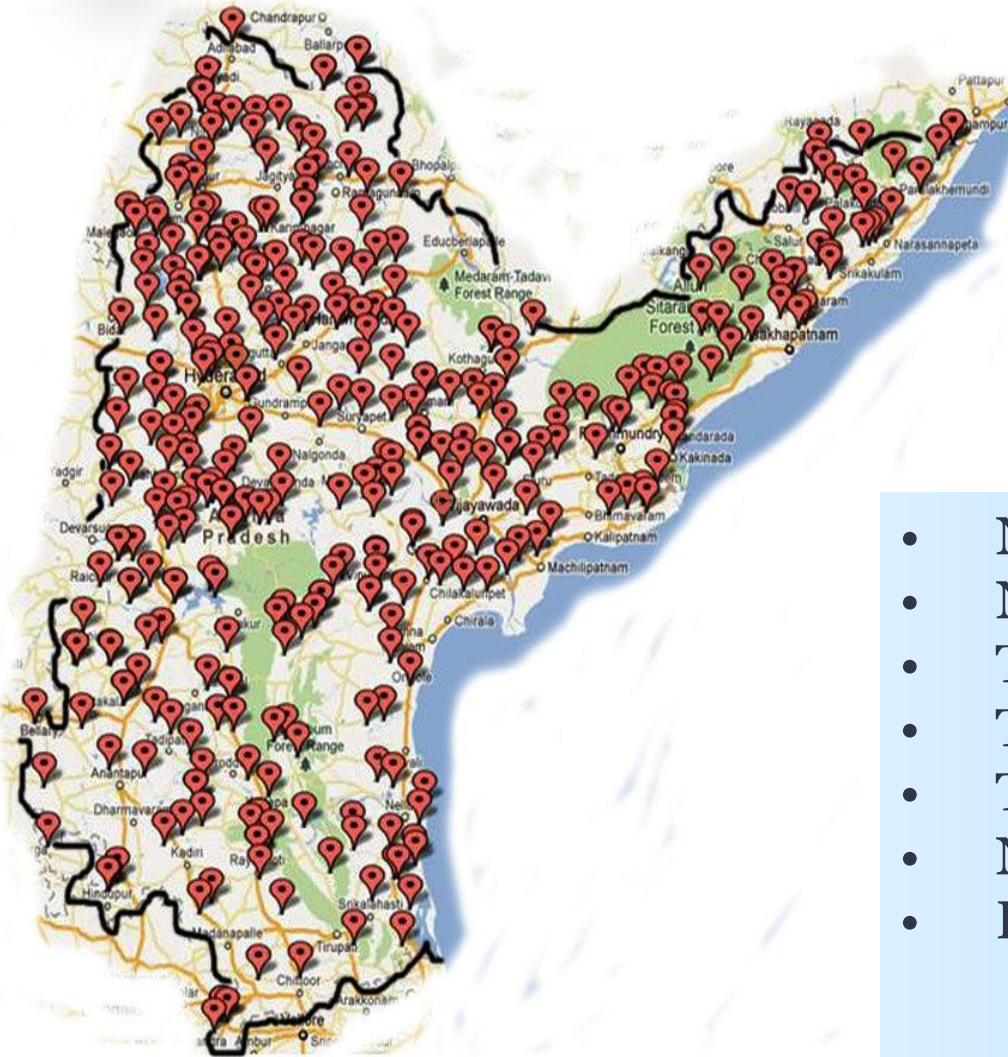
24

A.P. Social Welfare RESIDENTIAL SCHOOLS



Residential schools at a glance

25



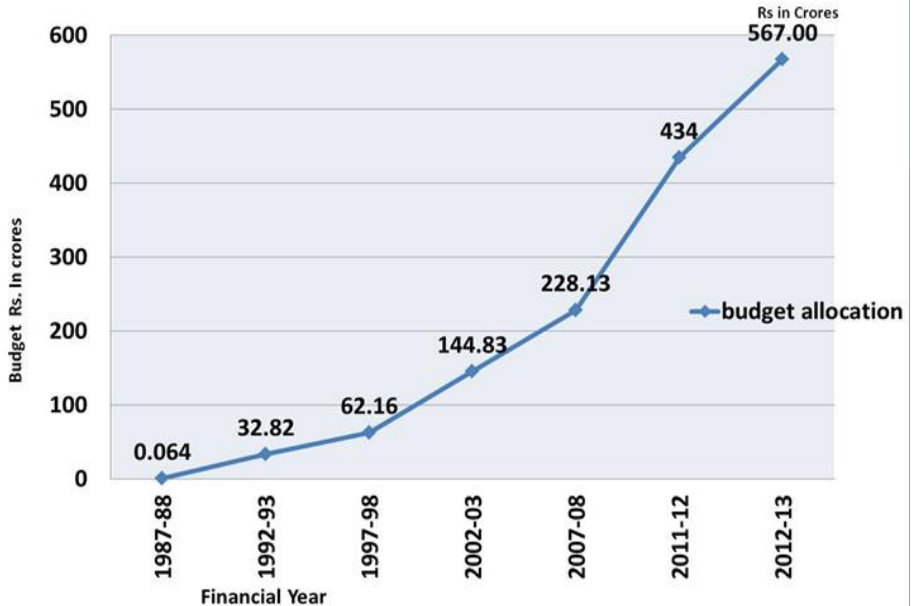
- No. of Institutions - 288
- No. of students – 1,51,430
- Total no. of Employees – 7,133
- Total no. of Teachers – 4,750
- Teachers Student ratio – 1 : 32
- No. of own buildings – 245
- Buildings under construction – 39

Year wise growth of APSWR Institutions



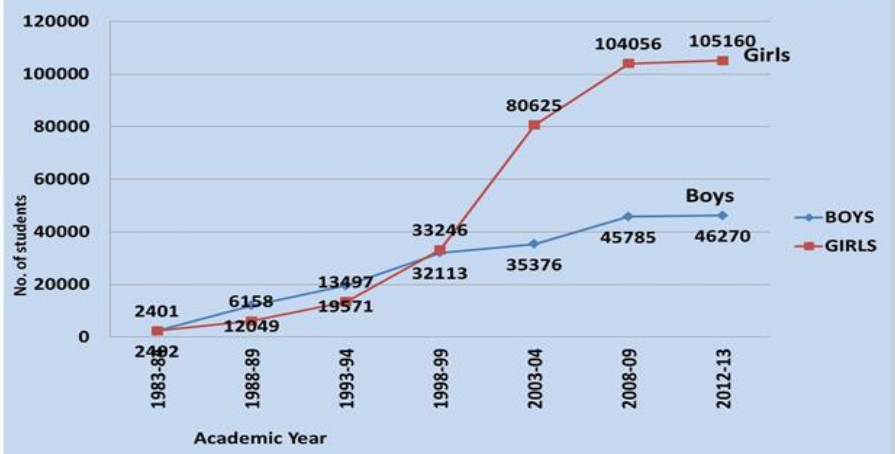
Academic Year

Year wise Allocation of Budget to APSWREIS



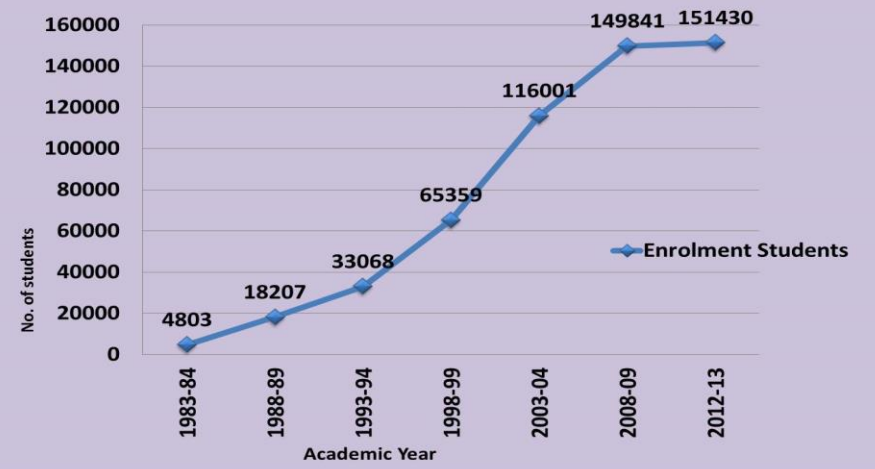
Financial Year

Enrolment of Students - Boys & Girls



Academic Year

Enrolment of Students



Academic Year



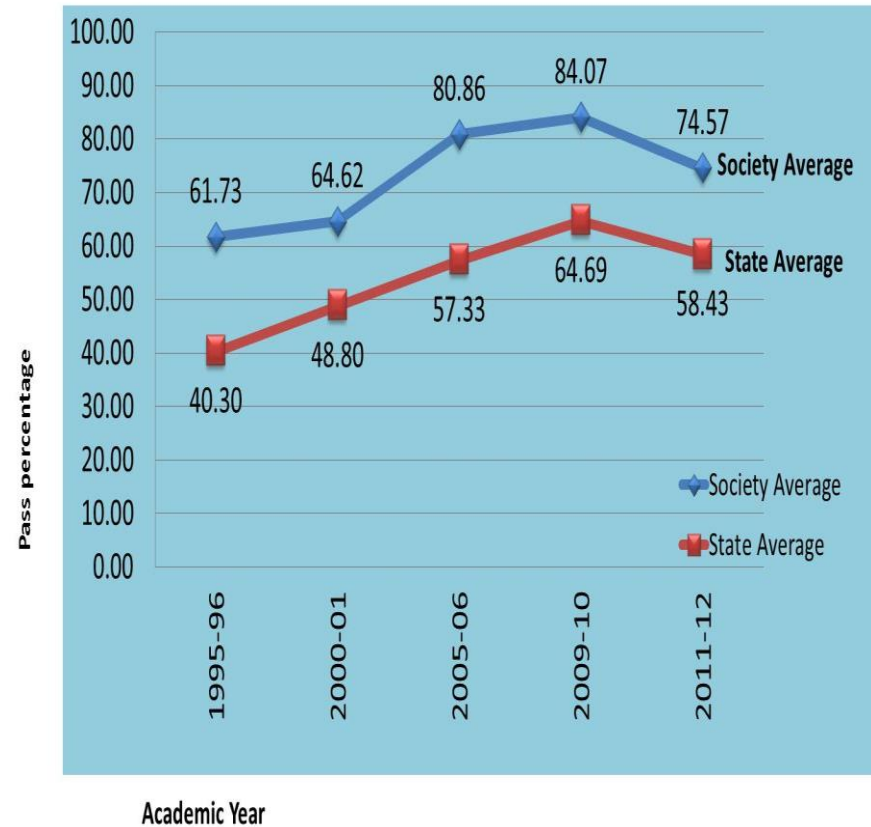
Academic Performance

(27)

SSC Public Exam Results Vs State Average



Intermediate Public Exam Results Vs State Average



Student Amenities

28

- ***Free accommodation and boarding.***
- ***Diet charges -***
 - Rs. 750/-P.M. from Class V to VII.***
 - Rs. 850/-P.M from Class VIII to X.***
 - Rs. 1050/-P.M for Intermediate.***
- ***4 pairs of uniform or 3 pairs of uniform(every year) and 1 Track suit.***
- ***All Text books and Note books.***
- ***1 pair of Shoe and Socks, 1 Towel, 1 Bed Sheet, 1 Carpet.***
- ***1 Plate, Glass with Katora and one Trunk Box once in five years.***
- ***Charges for Washing, Cosmetics & Hair cutting***
- ***Total Expenditure per student per year – Rs. 38,000.***



Nagole Residential School for IIT-JEE

29

- *Select the Best Students among residential Schools*
- *Intensively groom them for IIT-JEE*
- *Select the best teachers across the state*
- *Excellent results over the last five years*

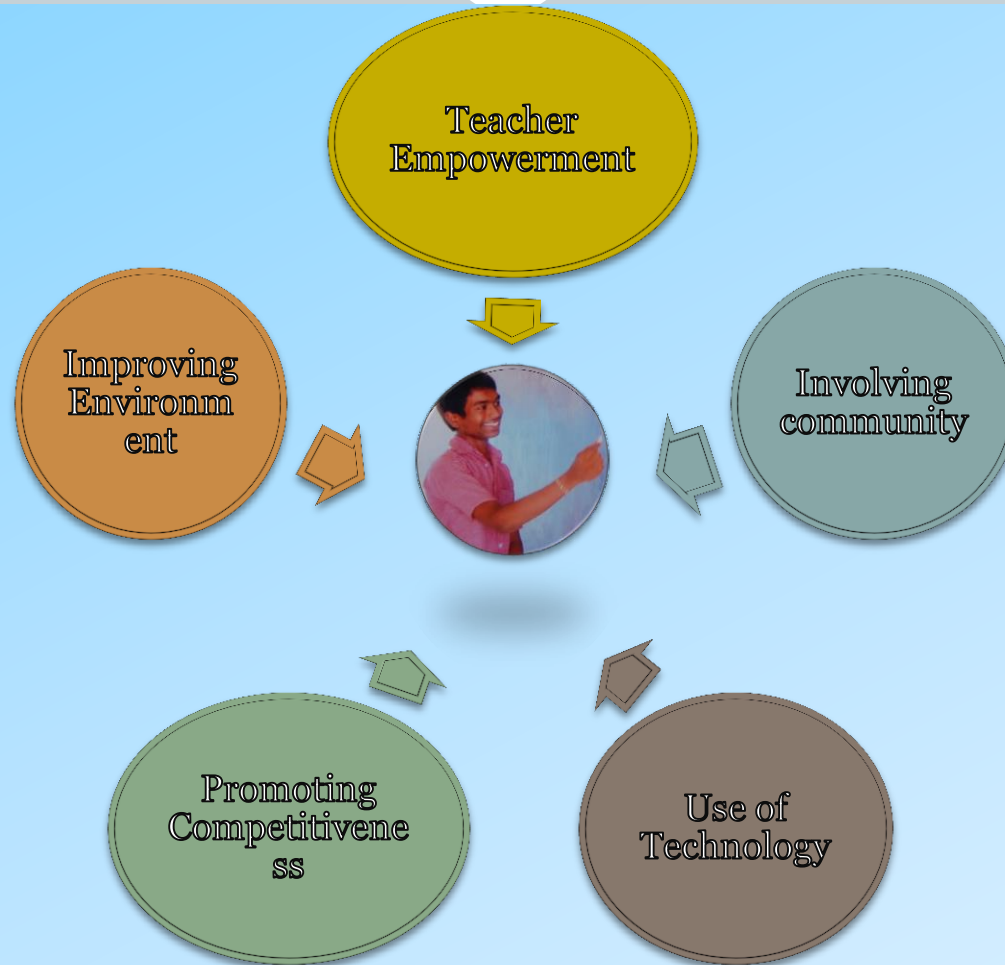


Academic Year	Selected in IITs	Selected in NITs
2007-08	03	19
2008-09	10	14
2009-10	06	04
2010-11	11	11
2011-12	07	30



P- 5 Model of APSWR Institutions

30



Quality Improvement Initiatives

31

- *E- Plus Clubs*
- *P-5 Program implementation*
- *Zonal Science Exhibitions*
- *Communication & Soft skills training*
- *Utilizing MANA TV Network(in 190 institutions) for academic improvement*
- *Zonal sports meets*



Teacher Empowerment Initiatives

32



- *District Teacher BOOT Camps*
- *English(EFLU) Training Program*
- *Contract Teachers Induction camp*
- *Training to Science & Math's PGTs through RMSA*
- *Periodical performance monitoring of students and teachers through teleconference & E-tools*

Specific Programs for the Welfare of Scheduled Castes in AP

((33))

SOCIAL WELFARE HOSTELS

E-hostels

34

- 2358 Social Welfare hostels are run for about 2 lakh SC students with an expenditure of about Rs.400 Crores.
- The total data with regard to staff, infrastructure and student profiles is computerised.
- Under e-hostels package, the sanctions for diet and other amenities are made online.
- E-hostels facilitates online monitoring of the hostels.
- The attendance, academic performance and health of the students can be effectively monitored through the e-hostels package.



Facilities in Social Welfare Hostels

35

Facilities provided in Hostels:

- **Diet Charges** : I to VII class - Rs.750/- P.M.
VIII to X class - Rs.850/- P.M.
- **Cosmetic Charges** : Boys - Rs.50/PM
Girls - Rs.50 & 75/PM
- **Dresses** : 4 pairs per boarder
- **Stitching Charges** : Rs.40/- per pair
- **Bedding Material** : Rs.300/- per set (every two years)
- **Hair cut charges** : Rs.12/- per month
- **Trunk Box, plate, glass.**
- **Study Material, Games Material**
- **Admitted Strength** : 2011-12 : 1.96 lakhs
: 2012-13 : 1.90 lakhs

Diet Charges enhancement

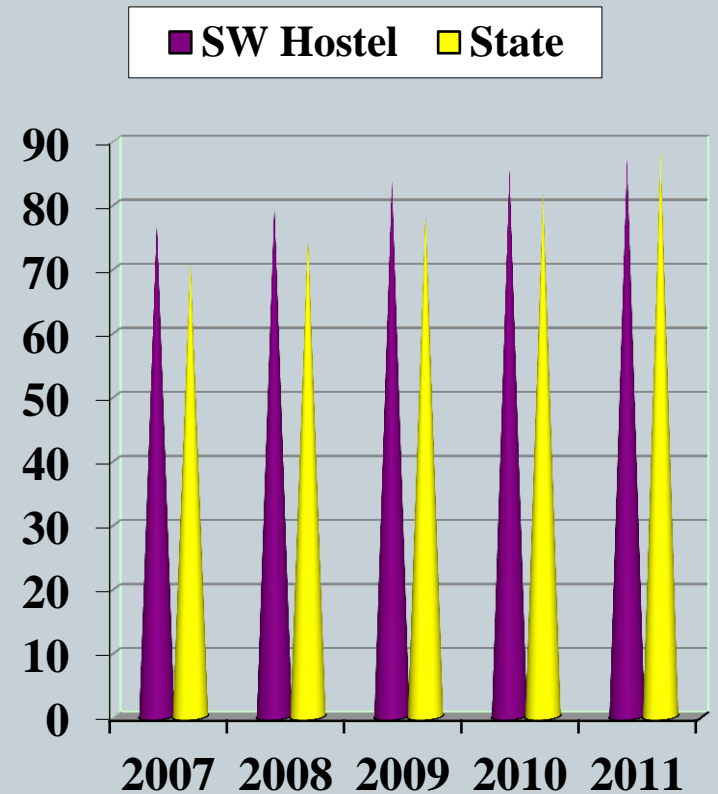
Year	III –VII	VIII-X	% of increase
2003-04	270	300	
2006-07	338	412	37
2009-10	475	535	30
2011-12	750	850	58

During the special session of Legislative Assembly in Dec'2012, the Hon'ble Chief Minister of Andhra Pradesh announced a 60% raise in Mess Charges for SCs/STs/BCs

Results in SW Hostels

36

Year	No. appeared	No. passed	SW hostels %	State%
2007	22250	17286	78	71
2008	22072	17728	80	75
2009	24482	20518	84	79
2010	26272	22430	85	81
2011	23527	20418	87	88



Reforms in Hostels

37

- **Food items like rice, oil, dal etc., are supplied directly from Civil Supplies Corporation** to ensure quality and quantity.
- **“Green Channel Scheme”** introduced which has radically changed the flow of funds for running Hostels for SC students by removing Treasury quarterly restrictions

- Hon’ble Chief Minister and other Ministers **visit Hostels & Residential Schools and make night halts in Indiramma Baata Programma**
- District officers and Mandal level officers instructed to make night halts every month in Social Welfare Hostels.



Integrated Welfare Hostel Complexes

(38)

- *IWHCs accommodate 400 boarders of all communities*
- *excellent infrastructure like spacious rooms, Dining Hall, Dormitories, Library, Kitchen Garden and warden in attendance around the clock.*

*Bheemili Visakapatnam –
Children in supervised study*



Specific Programs for the Welfare of Scheduled Castes in AP

((39))

Reputed college scheme for intermediate

Best available school scheme

Hyderabad public school scheme

AP study circle

Admission of Meritorious SC students into Reputed Junior Colleges

(40)

- *Students obtaining more than 400 marks in 10th class exam admitted in Reputed Jr. Colleges like Narayana, Chaitanya*
- *Fees @ Rs.35,000/- plus pocket money of Rs.3,000/- per student.*
- *5500 students to be admitted per annum.*
- *Sanctions made online from 2010-11.*
- *Special coaching for IIT & AIEEE given in these corporate colleges.*
- *27 students selected in IITs in 2010*
- *Over 2000 students selected in AIEEE in 2010*

Best Available Schools Scheme

41

- *Under the scheme, reputed schools having good results consistently for the last 5 years in the district are selected for admission of SC students.*
- *Reimbursement @ Rs.20,000/- per annum is given to each student.*
- *9506 SC students in 101 schools covered.*
- *The Scheme is made totally online from the Year 2011-12.*
- *Hyderabad Public Schools and Sainik school also covered under the scheme.*
- *In Hyderabad Public Schools fee ranging from Rs.50,000/- to Rs.2,40,000/- per annum is fully reimbursed to eligible SC Students.*
- *1320 SC students in HPS sponsored by Govt.*

AP Study Circle

42

- *Qualitative coaching imparted to aspirants for Central Services in AP Study Circle.*
- *389 candidates selected since 1980 Central Services. (43- IAS, 42-IPS, 7- IFS, 297 – Central Services)*
- *Stipend @ Rs.1300 PM, study material @ Rs.1700 for prelims & Rs.2500 for Mains*



Specific Programs for the Welfare of Scheduled Castes in AP

(43)

**SECURING RESERVATIONS IN
GOVERNMENT DEPARTMENTS AND
UNDERTAKINGS AND ADMINISTRATION
OF BACK LOG VACANCIES**

Constitutional order of 1950 issued by President of India

44

Reservation for SCs:

- 59 sub-castes were listed in the Scheduled Castes list of Andhra Pradesh.
- Neo Buddhist are also added as sub-caste in 1990.
- 2 sub-castes i.e., **Valluvan & Yatala** were added in 2004-05.
- Some of the sub-castes have territorial jurisdiction. For instance, Beda (Budaga) Jangam at Sl.No.9 is recognised only in Telangana Dists.
- Many of the castes have synonyms like Dom, Domara, Paidi, Pano, etc.
- No person who professes religion different from Hindu, Sikh or Buddhist religion shall be deemed to be a member of Scheduled Castes.

Carry forward of vacancies in appointment

45

- If in any recruitment, qualified candidates belonging to SC/ST are not available then limited recruitment can be conducted.
- If after conducting limited recruitment candidates are not available, the vacancies shall be carried forward to the subsequent recruitment. The vacancies shall be carried in such a way for 3 subsequent recruitments.
- If after 3 successive recruitments no qualified candidate is available, permission may be sought from Govt., to fill the post with open competition candidate.
- If there is a single solitary post, the rule of reservation shall not apply.

Action against fraudulent claims

46

- On receipt of written complaints by the Dist. Collector, they shall be placed before the Scrutiny Committee.
- Scrutiny Committee shall cause enquiry by the PCR Cell. The inspector shall personally verify and collect all the facts of the community claimed.
- The enquiry report of the Revenue Dept. & PCR Cell shall be compared and findings will be finalised.
- The findings of the Scrutiny Committee shall be furnished to the Dist. Collector within 60 days.
- If the certificate is found to be obtained fraudulently, the Collector shall cancel the certificate.
- An appeal lie to the Dist. Collector within 30 days from the date of rejection.
- The Govt. can review such orders if application is filed by the aggrieved person within 30 days of receipt of order.

Reservations in promotions

47

- *Reservations in promotions is followed in AP since 2003 vide G.O.Ms.No.5., SW(ROR.1) Dept, dt.14-2-2003*
- *Principle of adequacy is followed in reservations in promotions i.e., if 15% representation of SCs is not there in any post then only reservations in promotions is applied.*
- *If qualified women candidates are not available then male candidates are considered for the post.*
- *If qualified SC candidates are not available, the vacancies is carried forward to the next recruitment year & if candidates are still not available, the post is filled with other candidates but the vacancy is carried forward as backlog vacancy till a suitable candidate is available*

Rule of Reservation

48

- Rule of Reservation of being strictly followed in recruitment.
- State Govt. is also following Rule of Reservation in promotions from the year 2003

Representation of SCs in State Govt.

Group of Posts	Total No. of Employees	No. of SC Employees	Percentage of SC Employees	Shortfall
Gazetted	57459	8521	14.83	-0.17
NonGazetted	549744	87242	15.87	Nil
Class-IV	140136	45924	32.77	Nil
Others	541602	135476	25.01	Nil
Sweepers	29694	17988	60.58	Nil
Total	1318635	295151	22.38	

Statement showing representation of SCs in the State Public Sector Enterprises

(49)

Groups of Posts	Total No. of employees	No. of SC Employees	Percentage of SC Employees	Shortfall
Administrative Supervisors	6769	773	11.42	3.58
Technical Supervisors	10216	1444	14.13	0.87
Non-Supervisors-Administrative	28980	3813	13.16	1.84
Non-Supervisors-Technical	13781	2129	15.45	Nil
Skilled Workers	98610	17252	17.5	Nil
Un-Skilled Workers	93279	19755	21.18	Nil
Apprentices	1792	366	20.42	Nil
Sweepers	756	185	24.47	Nil
Total	254183	45717	17.98	

Filling up of SC/ST Backlog Vacancies

50

	<i>SC</i>	<i>ST</i>	<i>Total</i>
<i>Backlog vacancies identified</i>	15226	14234	29460
<i>No. of vacancies filled</i>	12235	10589	22824
<i>Balance to be filled</i>	2991	3645	6636

- *Class wise SC backlog vacancies to be filled:*

Class-I : 100

Class-II : 501

Class-III : 1911

Class-IV : 366

Total : 2991

Govt. issued orders to fill the above vacancies before 30-6-2013

Bonded Labour

51

- *The Bonded Labour abolition act of 1976 is implemented in letter and spirit in A.P*
- *Revenue Divisional Officers, Tahsildars are appointed as Judicial magistrates to implement this act*
- *36,250 Bonded Labour are identified and rehabilitated since inception*
- *An amount of Rupees 20,000 is given as compensation to each bonded laborer towards rehabilitation*
- *Survey was conducted in 11 districts and 4500 bonded labores were identified and rehabilitated.*
- *No budget was received from 2005-06 to 2011-12 from the Government of India towards rehabilitation of Bonded Labour*

Specific Programs for the Welfare of Scheduled Castes in AP

((52))

LAND BASED DEVELOPMENT FOR SCHEDULED CASTES

Land development for SC farmers

(53)

- Drive taken up to identify and consolidate village-wise land belonging to SC farmers.
- 17.75 lakh acres of fallow lands, 18.60 lakh acres of low productive lands belonging to SC, identified & taken up for development under MGNREGS.
- Land inventory of SC/ST farmers taken up in 2010.
- Fallow land & low production lands converted to productive lands.
- Dry land Horticulture promoted in rain-fed cultivable lands of SC/ST.
- Irrigated Horticulture is also promoted in SC/ST lands wherever the sources of irrigation exists.
- Boundary Bund plantation mainly of Teak promoted along boundary of SC/ST farmers lands.



Comprehensive Land Development Programme (CLDP)

54

- CLDP programme was launched in the year 2004 with an objective to develop the poor quality of assigned lands of SC and ST beneficiaries.
- 2.6 lakh families have developed by developing 3.49 lakh acres of assigned lands with an expenditure of Rs.336 Crores.
- The works include bush clearance, land levelling, boulder removing, drilling of borewells, installation and energisation of motors.
- Enhancement in irrigation facilities, incomes and awareness levels about adoption of proper agronomic practices are some of the outcomes.
- State Govt. has re-oriented the programmes so as to implement in convergence with MGNREGS, APMIP and State Horticulture Mission.



Indira Jala Prabha

55

- *The project aims to provide irrigation facilities to consolidate the gains made in the Land Development Programme of MGNREGS.*
- *It aims at changing 10 lakh acres of fallow and un-cultivated lands belonging to the poorest of the poor 5.81 lakh of SC, ST households in 22 Districts.*
- *3.30 lakhs SC beneficiaries are covered covering an extent of 5.26 lakh acres and by incurring a budget of Rs.99 Crores since inception*

Current Progress

Activity	Units
Area identified	7.80 L acres
No. of blocks formed	47261
Ground water survey completed	3.707 L acres
Borewells/Tube wells drilled	9029
Energisation done	2756
Area covered	1.40 L acres
Expenditure incurred	Rs.152 Cr
Bore well recharge structures	305 Numbers
Surface water harvesting structures	270 Numbers

Unnathi Programme for poorest of poor families

(56)

- Unnathi programme is focused on SC, ST households to enable the poorest of poor families to come out of poverty with increased and sustainable livelihood opportunities.
- The expected key outcomes from the strategy are:
 - All target SC, ST households earn a minimum of Rs.1 lakh per annum from multiple livelihood sources over a period of 3 years.
 - Significant improvement in human development indicators
- 6.2 lakh families were identified and among them 68% are SCs.
- Livelihood support includes daily small ruminants, agriculture, petty business, skilled business.
- Entitlements under the scheme include Ration Card, Job Card of NREGA, wages under NREGA, Indiramma Housing, Insurance, Social Security Pension, Land Development etc.
- 4,23,526 SC families assisted in first Phase. 99,031 SC families identified for Second Phase.

Baseline survey indicators.

- Ration card, Job card.
- Occupation, education, disability, pension & insurance details of each family.
- Details of SHG member including saving/loans.
- Details of land owned /leased by family.
- Details of crops cultivated / annual yield.
- Details of assets/ loans, amenities.
- Details of live stocks
- Details of migration.

Bhoomi – Land Access to SCs & STs

57

- **Vision:** Every rural poor family especially SC/ST, having land in the State enjoys its land with secured title and possession and accesses land development and productivity enhancement programmes resulting in increased incomes.
- **OBJECTIVES:**
 - Secure land rights to the poor through a multi pronged approach by putting in place support mechanisms.
 - Link lands of SCs/STs with land development programs under MGNREGS and other programs.



Specific Programs for the Welfare of Scheduled Castes in AP

(58)

***IMPLEMENTATION OF PROTECTION
OFF CIVIL RIGHTS AND
PREVENTION OF ATROCITY ACT***

Institutional Framework for PCR & POA Acts

59

Special Courts:

- *There are 23 Spl. Sessions Courts in each district of Andhra Pradesh for exclusively dealing with POA cases.*
- *Each Spl. Sessions Court is assisted by an Addl. Public Prosecutor.*
- *There are 22 Mobile Courts to deal with PCR cases.*
- *Each Mobile court is assisted by Asst. Public Prosecutor.*

Special Cell

Inspector General of Police	1
Dy. Inspector General of Police	1
Dy. Superintendents of Police	12
Inspectors	12
Sub-Inspectors	22
Head constables	22
Police Constables	39
Total	111

Statement showing cases Registered with the Police under different Nature of Atrocities SCs

(60)

S. No.	Head	2007	2008	2009	2010	2011	2012 (up to November)
1	Murder	46	48	35	43	56	72
2	Hurt	541	651	722	709	583	984
3	Rape	105	88	99	100	150	192
4	Arson	17	5	12	17	10	13
5	Other Offences	2674	3206	3636	3452	2366	3605
	a. Other IPC	1352	1700	1860	1893	1562	2026
	b. POA Act	1200	1383	1737	1509	789	1568
	c. PCR Act	122	123	39	50	15	14
	Total:	3383	3998	4504	4321	3165	4866

Cases Registered & Disposed off by the Police under (POA) Act, 1989 (SC Cases only)

(61)

Year	No. of SC cases brought forward	No. of SC cases registered during the year	Total No. of SC cases	No. of SC cases challenged	No. of SC cases closed after investigation	No. of SC cases pending
2007	638	1200	1838	540	783	515
2008	515	1383	1898	460	726	712
2009	712	1737	2449	599	1099	751
2010	751	1509	2260	650	929	681
2011	681	3782	4463	830	1523	2110
2012 (upto Nov)	1436	6145	7581	3089	2935	1436
Total	4733	14463	19196	6168	7995	6205

No. of Cases Registered & Disposed off (SCs only) by the Police under PCR Act, 1955

((62))

Year	Brought Forward	Registered	Total	Closed after Investigation	Charge Sheeted in the Courts	Total	Pending
2007	27	122	149	44	82	126	23
2008	23	123	146	53	47	100	46
2009	46	39	85	37	5	42	43
2010	43	50	93	36	41	77	16
2011	16	24	40	12	7	19	21
2012 (up to Nov)	21	29	50	12	8	20	30
Total	176	387	563	194	190	384	179

Disposal of cases involving SCs by the Special Sessions Courts (POA)

(63)

Year	No. of Cases			No. of Cases				Still pending on close of year
	Brought Forward	Received	Total	Disposed (Compounded or withdrawn)	Ending in acquittal	Ending with conviction	Total	
2005	3233	2340	5573	83	1449	261	1793	3780
2006	3780	2080	5860	66	1199	226	1491	4369
2007	4369	1885	6254	17	1698	292	2007	4247
2008	4247	1744	5991	71	1392	213	1676	4315
2009	4315	1869	6184	71	1047	806	1924	4260
2010	4260	2187	6447	125	1509	265	1899	4548
2011	4548	649	5197	5	570	40	616	4581

Reasons for low rate of conviction in courts & steps to improve the conviction rate

64

Reasons for low rate of conviction:

- *Out of Court compromise by the victims due to local pressures.*
- *Witnesses turning hostile due to local pressures.*
- *Belated prosecution.*
- *Loss of interest by the victim and witnesses due to long delay in completion of trial.*
- *Absence of corroborative evidence.*
- *Large number of vacancies of Judges & PPs.*
- *Additional work allotted by High courts to Special Sessions Courts*

Steps to improve conviction rate

- *Frequent reviews are being conducted by Nodal Officer i.e., Commissioner of Social Welfare with IG Police of PCR Cell, Director of Prosecutions, dist. Collectors/Joint collectors/ Supdts. of Police & Public Prosecutors to monitor the progress of the PCR & POA Cases.*
- *Sensitization programmes conducted for Police & Public Prosecutors to adopt a proactive attitude and vigorously pursue cases so as to improve the conviction rate.*
- *PPs instructed to review the acquittals & file appeals wherever necessary.*
- *District Vigilance & Monitoring Committees to review case by case*

Performance of District Level Vigilance & Monitoring Committees

((65))

- *District Level Vigilance and Monitoring Committees are constituted in all 23 districts.*
- *Case by case review & monitoring at investigation stage & sanction of relief and rehabilitation taken up in DLVMCs.*
- *DLVMCs instructed to make field visits.*
- *DLVMC meetings held : 2010 - 76 meetings, 2011: 68 meetings, 2012 (upto Nov) – 52 meetings,*
- *It is proposed to fix a tenure & eligibility criteria for the members of District Level Vigilance and Monitoring Committee as follows:*
 - ✓ *It should be strictly ensured that the individual has no Crime record as per Police files. No FIR should have been booked against him as per Police Records.*
 - ✓ *He/She should have a minimum qualification of Graduation.*
 - ✓ *He/She should have a background of service towards the welfare of SCs/STs.*
 - ✓ *One person should not hold the post for more than two tenures.*

Awareness under POA Act

66

Sensitization of constabulary & Police Station level officers & State level Training institutes :

- Sensitization programmes on PCR & POA are conducted regularly for Police personnel. It is made part of the curriculum in AP Police Academy.
- PCR & POA Act is also included in the training module for officers & staff of all departments at all levels in premier MCR HRD training institute of Andhra Pradesh.

Awareness Programmes:

- Awareness programmes are being conducted on massive scale under POA Act.
- Cultural programmes & Workshops highlighting problems of SCs were taken up in “Dalit Empowerment Week”.
- Play on Life of Dr. Ambedkar named “Raja Griha Pravesham” enacted in 15 districts.
- Award winning film on Dr. B.R. Ambedkar screened in cinema halls throughout the State.
- Short films on “Evils of Untouchability, Jogini System, Bonded Labour” received Golden & Silver Nandi Award & are proposed to be screened in Cinema Halls.
- Orders issued to conduct Sanghika Samkshema Sadassulu in all Assembly Constituencies.

Steps taken to incorporate PCR & POA Acts in APPSC syllabus & Toll-free help line

67

State Public service commission to incorporate in the syllabus a compulsory paper on the subject of PCR & POA Acts.

- ✓ *Action has been taken by sending a proposal to Andhra Pradesh Public Service Commission in this regard.*
- ✓ *PCR & POA Acts are already included in the training module for staff & officials selected at various levels by APPSC*

Setting up of a toll-free Help line:

- ✓ *Action is initiated for commissioning of a toll-free help line from BSNL so as to attend calls at the level of office of Dy. Director/ Jt. Director & Commissioner of Social Welfare Dept.*

Relief and Rehabilitation Measures

68

- District Collectors are authorized to sanction relief.
- Treasury control is relaxed to draw monetary relief and legal aid.
- Orders issued for sanction of relief in GO Ms.No.22, SW(POA) Department, Dt:16-6-2012 as per atrocity committed.
 - ✓ Relief for offence of murder : Rs.2.50Lakh
 - ✓ Relief for murder of earning member : Rs.5.00Lakh
 - ✓ Relief for committing Rape : Rs.1.20 Lakh
 - ✓ Relief for insult/forced labour : Rs.60,000/
- The compensation has been revised by the Govt. vide G.O.Ms.No.22, SW(POA) dated 16-06-2012 with effect from 01-04-2012 in accordance with the enhancement instructions issued by of Govt. of India in Amendment Rules 2011.

Year wise relief given to victims of Atrocities

Sl.No	Year	No. of victims	Relief paid (Rs.in lakhs)
1	2005	1197	271.84
2	2006	756	155.81
3	2007	1793	250.80
4	2008	689	167.55
5	2009	995	221.95
6	2010	911	160.43
7	2011	1256	180.50

Atrocity prone areas identified

69

- *12 districts and 357 villages are identified as atrocity prone in AP.*
- *Orders are issued to suspend and cancel arms Licenses of persons other than SCs/STs in the identified areas.*
- *Orders are issued to deploy Police pickets and special striking mobile force in villages where atrocities are likely to take place as a preventive measure.*
- *Intelligence special branches have been instructed to keep a vigil on sensitive villages.*
- *Govt. orders are issued for conducting weekly visits by a team of officials from Revenue, Police, Welfare & other Depts. to atrocity prone areas.*
- *Peace committees consisting of members of various communities headed by the village Sarpanch are also constituted in atrocity prone areas to restore peace and to instil confidence in the minds of the victims of atrocity.*
- *Dist. Collectors have been addressed to take up a special package for development of identified atrocity prone areas.*
- *Under Indiramma Programme, SCs/STs are provided special concessions for allotment of houses on saturation basis.*
- *Self help groups are promoted especially among SC/ST women with a view of empower them & spread elementary legal literacy among them.*
- *SCs/STs are given priority coverage under beneficiary oriented income generating schemes.*
- *Dist. Collectors have been authorised to take up suitable works in local areas where atrocities have taken place to create employment for SCs & STs*

Lakshmipeta Atrocity incident

70

History:

- Certain cultivation land in Madhuvalasa village was acquired by Govt. from BCs(Kapulu) for purpose of irrigation project. At present, the land is vacant. SCs(Mala) of the same village asked BCs for cultivation of some of the land but the BCs have denied the request, resulting in dispute between the BCs & SCs for the land.

Incident:

- 100 members of BC community have attacked SCs with spears, rods & beaten them severely on June 12,2012.
- During the attack, 4 SCs were killed and 29 severely injured. Subsequently, one more SC person has died.
- 36 Members injured (9 BCs, 24 SCs)
- Out of 24 SCs, 5 died, 19 admitted in RIMS Hospital, Srikakulam.

Relief & Rehabilitation:

- *Rs.3.75 Lakhs paid to the dependents of diseased victim.*
- *3 Months ration @ 75 Kgs of Rice and others were given to 73 families.*
- *Employment given to member in 4 bereaved families.*
- *Children being admitted in Residential schools or Best Available Schools.*

Prosecution:

- *Case entrusted to CB CID.*
- *65 accused & 54 arrested.*

Special Court:

- *Special fast tract court constituted in Lakshmipeta to exclusively try this case.*